



Customer Service  
PO Box 11813  
Harrisburg, PA 17108-1813

**ACCOUNT STATEMENT**  
For the Month Ending  
**April 30, 2018**

**SAN BERNARDINO COUNTY**

**Client Management Team**

**Kenneth Schiebel, CFA**

Managing Director  
213 Market Street  
Harrisburg, PA 17101-2141  
717-232-2723  
schiebelk@pfm.com

**Danny A. Nelson**

Senior Managing Consultant  
222 North LaSalle, Suite 910  
Chicago, IL 60601  
312-523-2434  
nelsond@pfm.com

**Contents**

Cover/Disclosures  
Summary Statement  
Individual Accounts

**Accounts included in Statement**

76990800 SAN BERNARDINO COUNTY

SAN BERNARDINO COUNTY  
PARTH BHATT  
268 WEST HOSPITALITY LANE  
FIRST FLOOR  
SAN BERNARDINO, CA 92415-0360

**Online Access** [www.pfm.com](http://www.pfm.com)

**Customer Service** 1-717-232-2723



## Important Disclosures

### Important Disclosures

This statement is for general information purposes only and is not intended to provide specific advice or recommendations. PFM Asset Management LLC ("PFM") is an investment advisor registered with the Securities and Exchange Commission, and is required to maintain a written disclosure statement of our background and business experience. If you would like to receive a copy of our current disclosure statement, please contact Service Operations at the address below.

**Proxy Voting** PFM does not normally receive proxies to vote on behalf of its clients. However, it does on occasion receive consent requests. In the event a consent request is received the portfolio manager contacts the client and then proceeds according to their instructions. PFM's Proxy Voting Policy is available upon request by contacting Service Operations at the address below.

**Questions About an Account** PFM's monthly statement is intended to detail our investment advisory activity as well as the activity of any accounts held by clients in pools that are managed by PFM. The custodian bank maintains the control of assets and executes (i.e., settles) all investment transactions. The custodian statement is the official record of security and cash holdings and transactions. PFM recognizes that clients may use these reports to facilitate record keeping and that the custodian bank statement and the PFM statement should be reconciled and differences resolved. Many custodians use a settlement date basis which may result in the need to reconcile due to a timing difference.

**Account Control** PFM does not have the authority to withdraw funds from or deposit funds to the custodian. Our clients retain responsibility for their internal accounting policies; implementing and enforcing internal controls and generating ledger entries or otherwise recording transactions.

**Market Value** Generally, PFM's market prices are derived from closing bid prices as of the last business day of the month as supplied by ICE Data Services or Bloomberg. Where prices are not available from generally recognized sources the securities are priced using a yield-based matrix system to arrive at an estimated market value. Prices that fall between data points are interpolated. Non-negotiable FDIC-insured bank certificates of deposit are priced at par. Although PFM believes the prices to be reliable, the values of the securities do not always represent the prices at which the securities could have been bought or sold. Explanation of the valuation methods for money market and TERM funds is contained in the appropriate fund information statement.

**Amortized Cost** The original cost of the principal of the security is adjusted for the amount of the periodic reduction of any discount or premium from the purchase date until the date of the report. Discount or premium with respect to short term securities (those with less than one year to maturity at time of issuance) is amortized on a straightline basis. Such discount or premium with respect to longer term securities is amortized using the constant yield basis.

**Tax Reporting** Cost data and realized gains / losses are provided for informational purposes only. Please review for accuracy and consult your tax advisor to determine the tax consequences of your security transactions. PFM does not report such information to the IRS or other taxing authorities and is not responsible for the accuracy of such information that may be required to be reported to federal, state or other taxing authorities.

**Financial Situation** In order to better serve you, PFM should be promptly notified of any material change in your investment objective or financial situation.

**Callable Securities** Securities subject to redemption prior to maturity may be redeemed in whole or in part before maturity, which could affect the yield represented.

**Portfolio** The securities in this portfolio, including shares of mutual funds, are not guaranteed or otherwise protected by PFM, the FDIC (except for certain non-negotiable certificates of deposit) or any government agency. Investment in securities involves risks, including the possible loss of the amount invested. Actual settlement values, accrued interest, and amortized cost amounts may vary for securities subject to an adjustable interest rate or subject to principal paydowns. Any changes to the values shown may be reflected within the next monthly statement's beginning values.

**Rating** Information provided for ratings is based upon a good faith inquiry of selected sources, but its accuracy and completeness cannot be guaranteed. Shares of some money market and TERM funds are marketed through representatives of PFM's wholly owned subsidiary, PFM Fund Distributors, Inc. PFM Fund Distributors, Inc. is registered with the SEC as a broker/dealer and is a member of the Financial Industry Regulatory Authority ("FINRA") and the Municipal Securities Rulemaking Board ("MSRB"). You may reach the FINRA by calling the FINRA Regulator Public Disclosure Hotline at 1-888-289-9999 or at the FINRA Regulation Internet website address [www.nasdr.com](http://www.nasdr.com). A brochure describing the FINRA Regulation Public Disclosure Program is also available from the FINRA upon request.

#### Key Terms and Definitions

**Dividends** on money market funds consist of interest earned, plus any discount ratably amortized to the date of maturity, plus all realized gains and losses on the sale of securities prior to maturity, less ratable amortization of any premium and all accrued expenses to the fund. Dividends are accrued daily and may be paid either monthly or quarterly. The monthly earnings on this statement represent the estimated dividend accrued for the month for any program that distributes earnings on a quarterly basis. There is no guarantee that the estimated amount will be paid on the actual distribution date.

**Current Yield** is the net change, exclusive of capital changes and income other than investment income, in the value of a hypothetical fund account with a balance of one share over the seven-day base period including the statement date, expressed as a percentage of the value of one share (normally \$1.00 per share) at the beginning of the seven-day period. This resulting net change in account value is then annualized by multiplying it by

365 and dividing the result by 7. The yields quoted should not be considered a representation of the yield of the fund in the future, since the yield is not fixed.

**Average maturity** represents the average maturity of all securities and investments of a portfolio, determined by multiplying the par or principal value of each security or investment by its maturity (days or years), summing the products, and dividing the sum by the total principal value of the portfolio. The stated maturity date of mortgage backed or callable securities are used in this statement. However the actual maturity of these securities could vary depending on the level or prepayments on the underlying mortgages or whether a callable security has or is still able to be called.

**Monthly distribution yield** represents the net change in the value of one share (normally \$1.00 per share) resulting from all dividends declared during the month by a fund expressed as a percentage of the value of one share at the beginning of the month. This resulting net change is then annualized by multiplying it by 365 and dividing it by the number of calendar days in the month.

**YTM at Cost** The yield to maturity at cost is the expected rate of return, based on the original cost, the annual interest receipts, maturity value and the time period from purchase date to maturity, stated as a percentage, on an annualized basis.

**YTM at Market** The yield to maturity at market is the rate of return, based on the current market value, the annual interest receipts, maturity value and the time period remaining until maturity, stated as a percentage, on an annualized basis.

**Managed Account A** portfolio of investments managed discretely by PFM according to the client's specific investment policy and requirements. The investments are directly owned by the client and held by the client's custodian.

**Unsettled Trade A** trade which has been executed however the final consummation of the security transaction and payment has not yet taken place.

Please review the detail pages of this statement carefully. If you think your statement is wrong, missing account information, or if you need more information about a transaction, please contact PFM within 60 days of receipt. If you have other concerns or questions regarding your account you should contact a member of your client management team or PFM Service Operations at the address below.

PFM Asset Management LLC  
Attn: Service Operations  
213 Market Street  
Harrisburg, PA 17101



**Account Statement**  
For the Month Ending **April 30, 2018**

**Consolidated Summary Statement**

SAN BERNARDINO COUNTY

**Portfolio Summary**

Portfolio Holdings	Cash Dividends and Income	Closing Market Value
PFM Managed Account	8,510,493.34	7,203,479,665.25
Cash Balance	0.00	207,904,505.89
<b>Total</b>	<b>\$8,510,493.34</b>	<b>\$7,411,384,171.14</b>

**Investment Allocation**

Investment Type	Closing Market Value	Percent
Bank Note	54,111,285.00	0.73
Certificate of Deposit	1,479,196,446.75	19.96
Commercial Paper	1,182,431,412.50	15.95
Corporate Note	89,196,528.00	1.20
Federal Agency Bond / Note	1,720,844,557.40	23.22
Federal Agency Discount Note	14,911,350.60	0.20
Federally Insured Cash Account	50,000,000.00	0.67
Joint Powers Authority	187,000,000.00	2.52
Money Market Mutual Fund	2,000,000.00	0.03
NOW Account	200,000,000.00	2.70
Supra-National Agency Bond / Note	849,971,685.00	11.47
U.S. Treasury Bond / Note	1,373,816,400.00	18.54
Cash Balance	207,904,505.89	2.81
<b>Total</b>	<b>\$7,411,384,171.14</b>	<b>100.00%</b>



SAN BERNARDINO COUNTY

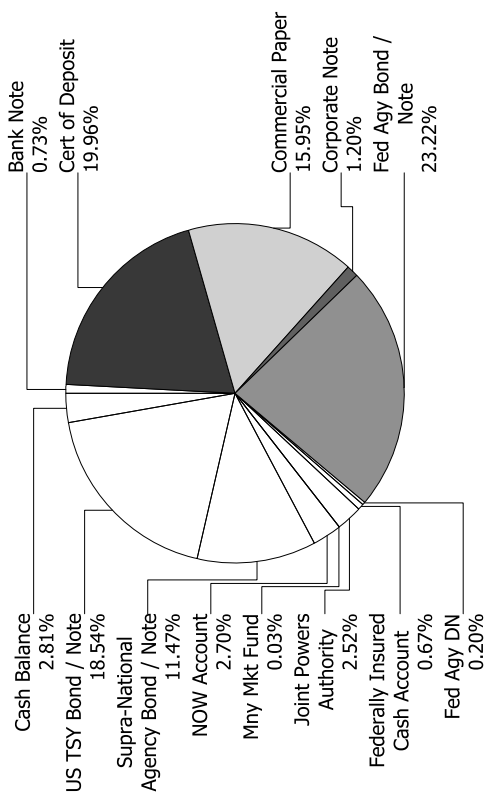
**Consolidated Summary Statement**

**Account Statement**  
For the Month Ending **April 30, 2018**

**Maturity Distribution (Fixed Income Holdings)**

Portfolio Holdings	Closing Market Value	Percent
Under 30 days	1,556,499,351.89	21.01
31 to 60 days	604,519,806.25	8.16
61 to 90 days	676,938,934.55	9.13
91 to 180 days	759,599,676.10	10.25
181 days to 1 year	796,073,305.25	10.74
1 to 2 years	1,765,521,229.10	23.82
2 to 3 years	1,015,474,128.00	13.70
3 to 4 years	212,696,215.00	2.87
4 to 5 years	24,061,525.00	0.32
Over 5 years	0.00	0.00
<b>Total</b>	<b>\$7,411,384,171.14</b>	<b>100.00%</b>
<b>Weighted Average Days to Maturity</b>	<b>343</b>	

**Sector Allocation**





## Managed Account Summary Statement

For the Month Ending **April 30, 2018**

SAN BERNARDINO COUNTY - 76990800

### Transaction Summary - Managed Account

#### Opening Market Value

Maturities/Calls	\$6,691,957,773.36
Principal Dispositions	(5,281,000,000.00)
Principal Acquisitions	(340,000,000.00)
Unsettled Trades	6,137,294,556.05
Change in Current Value	0.00
	(4,772,664.16)
<b>Closing Market Value</b>	<b>\$7,203,479,665.25</b>

### Earnings Reconciliation (Cash Basis) - Managed Account

Interest/Dividends/Coupons Received	8,419,557.28
Less Purchased Interest Related to Interest/Coupons	(838,105.61)
Plus Net Realized Gains/Losses	929,041.67
<b>Total Cash Basis Earnings</b>	<b>\$8,510,493.34</b>

### Earnings Reconciliation (Accrual Basis)

	Total
Ending Amortized Value of Securities	7,248,608,237.91
Ending Accrued Interest	17,641,840.88
Plus Proceeds from Sales	340,000,000.00
Plus Proceeds of Maturities/Calls/Principal Payments	5,281,000,000.00
Plus Coupons/Dividends Received	8,419,557.28
Less Cost of New Purchases	(6,138,132,661.66)
Less Beginning Amortized Value of Securities	(6,730,146,830.08)
Less Beginning Accrued Interest	(17,336,588.78)
<b>Total Accrual Basis Earnings</b>	<b>\$10,053,555.55</b>

### Cash Transactions Summary - Managed Account

Maturities/Calls	5,281,000,000.00
Sale Proceeds	340,000,000.00
Coupon/Interest/Dividend Income	8,419,557.28
Principal Payments	0.00
Security Purchases	(6,138,132,661.66)
Net Cash Contribution	508,713,104.38
Reconciling Transactions	0.00

### Cash Balance

**Closing Cash Balance** **\$0.00**



## Portfolio Summary and Statistics

For the Month Ending **April 30, 2018**

SAN BERNARDINO COUNTY - 76990800

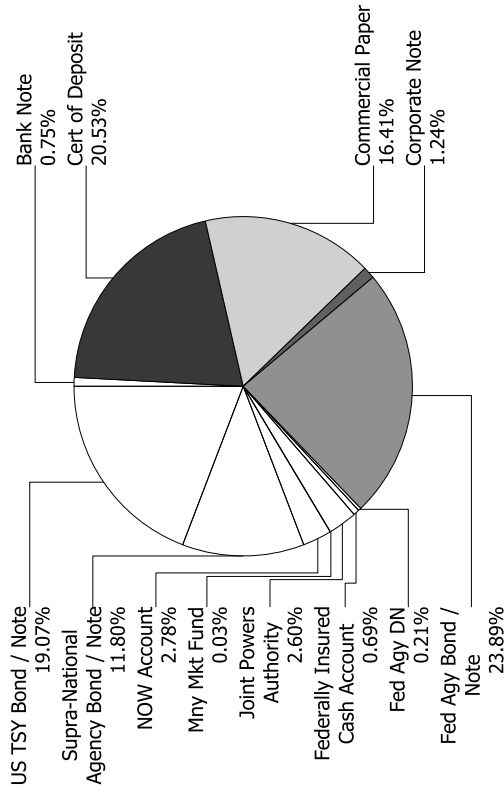
### Account Summary

Description	Par Value	Market Value	Percent
U.S. Treasury Bond / Note	1,400,000,000.00	1,373,816,400.00	19.07
Supra-National Agency Bond / Note	860,000,000.00	849,971,685.00	11.80
NOW Account	200,000,000.00	200,000,000.00	2.78
Money Market Mutual Fund	2,000,000.00	2,000,000.00	0.03
Joint Powers Authority	187,000,000.00	187,000,000.00	2.60
Federally Insured Cash Account	50,000,000.00	50,000,000.00	0.69
Federal Agency Discount Note	15,000,000.00	14,911,350.60	0.21
Federal Agency Bond / Note	1,738,672,000.00	1,720,844,557.40	23.89
Corporate Note	90,000,000.00	89,196,528.00	1.24
Commercial Paper	1,185,000,000.00	1,182,431,412.50	16.41
Certificate of Deposit	1,480,000,000.00	1,479,196,446.75	20.53
Bank Note	55,000,000.00	54,111,285.00	0.75
<b>Managed Account Sub-Total</b>	<b>7,262,672,000.00</b>	<b>7,203,479,665.25</b>	<b>100.00%</b>
Accrued Interest		17,641,840.88	
<b>Total Portfolio</b>	<b>7,262,672,000.00</b>	<b>7,221,121,506.13</b>	

**Unsettled Trades**

**0.00                      0.00**

### Sector Allocation



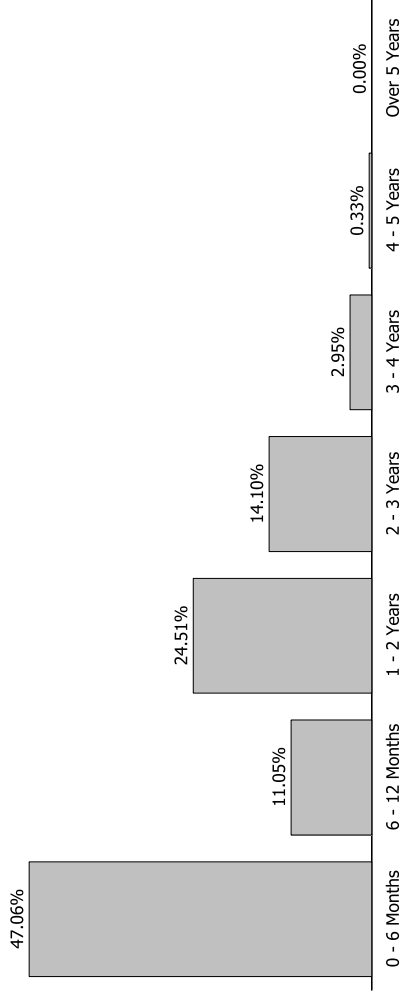


## Portfolio Summary and Statistics

For the Month Ending **April 30, 2018**

SAN BERNARDINO COUNTY - 76990800

### Maturity Distribution



### Characteristics

Yield to Maturity at Cost	1.71%
Yield to Maturity at Market	2.23%
Duration to Worst	0.94
Weighted Average Days to Maturity	353



## Managed Account Issuer Summary

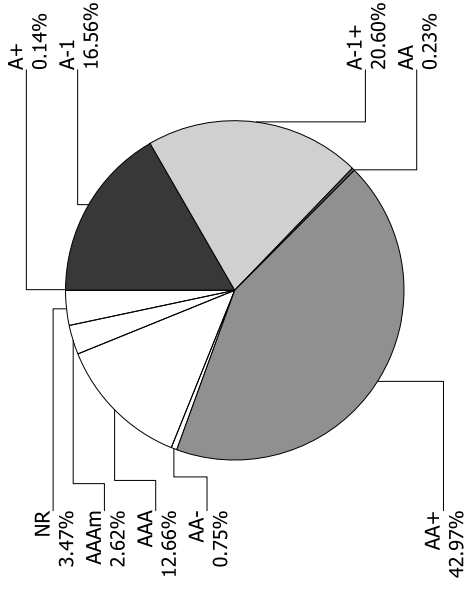
For the Month Ending April 30, 2018

SAN BERNARDINO COUNTY - 76990800

### Issuer Summary

### Credit Quality (S&P Ratings)

Issuer	Market Value of Holdings	Percent
AMERICAN HONDA FINANCE	44,781,255.00	0.62
BANK OF AMERICA CO	49,990,241.00	0.69
BANK OF MONTREAL	149,824,254.25	2.08
BANK OF NOVA SCOTIA	174,907,287.25	2.43
BANK OF THE WEST	200,000,000.00	2.78
BERKSHIRE HATHAWAY INC	9,965,700.00	0.14
BNP PARIBAS	149,292,900.00	2.07
CAMP	187,000,000.00	2.60
COMMONWEALTH BANK OF AUSTRALIA	124,835,750.00	1.73
CREDIT AGRICOLE SA	174,992,825.00	2.43
DEXIA GROUP	49,907,882.50	0.69
EXXON MOBIL CORP	164,782,050.00	2.29
FANNIE MAE	350,238,848.30	4.86
FEDERAL FARM CREDIT BANKS	248,114,790.60	3.44
FEDERAL HOME LOAN BANKS	689,017,575.00	9.58
FEDERATED GOVT OBLIGATIONS FUNDS	1,000,000.00	0.01
FIDELITY TREASURY MF	1,000,000.00	0.01
FREDDIE MAC	448,384,694.10	6.22
INTER-AMERICAN DEVELOPMENT BANK	271,453,975.00	3.77
INTERNATIONAL FINANCE CORPORATION	24,671,800.00	0.34
INTL BANK OF RECONSTRUCTION AND DEV	553,845,910.00	7.70
JOHNSON & JOHNSON	2,939,133.00	0.04
JP MORGAN CHASE & CO	184,400,995.00	2.56
MICROSOFT CORP	59,353,190.00	0.82
MITSUBISHI UFJ FINANCIAL GROUP INC	124,925,825.00	1.73
NORDEA BANK AB	75,023,945.00	1.04
RABOBANK NEDERLAND	149,866,931.25	2.08
ROYAL BANK OF CANADA	175,004,975.00	2.43
STONECASTLE FICA	50,000,000.00	0.69
SVENSKA HANDELSBANKEN AB	174,944,835.50	2.43
SWEDBANK AB	155,008,816.75	2.15
TORONTO-DOMINION BANK	124,890,493.75	1.73







### Managed Account Issuer Summary

SAN BERNARDINO COUNTY - 76990800

<b>Issuer</b>	<b>Market Value of Holdings</b>	<b>Percent</b>
TOYOTA MOTOR CORP	174,474,950.00	2.42
UNITED STATES TREASURY	1,373,816,400.00	19.08
US BANCORP	154,013,052.00	2.14
WAL-MART STORES INC	6,930,735.00	0.10
WESTPAC BANKING CORP	149,877,650.00	2.08
<b>Total</b>	<b>\$7,203,479,665.25</b>	<b>100.00%</b>



## Managed Account Detail of Securities Held

For the Month Ending **April 30, 2018**

SAN BERNARDINO COUNTY - 76990800

Security Type / Description	Dated Date / Coupon / Maturity	CUSIP	S&P Rating	Moody's Rating	Trade Date	Settle Date	Original Cost	YTM at Cost	Accrued Interest	Amortized Cost	Market Value
<b>U.S. Treasury Bond / Note</b>											
US TREASURY NOTES	DTD 02/29/2012 1.375% 02/28/2019	912828SH4	AA+	Aaa	11/18/15	11/19/15	25,046,875.00	1.32	57,914.40	25,012,104.50	24,820,300.00
US TREASURY NOTES	DTD 02/28/2014 1.500% 02/28/2019	912828C24	AA+	Aaa	10/27/16	10/28/16	50,607,421.88	0.97	126,358.70	50,217,451.50	49,687,500.00
US TREASURY NOTES	DTD 03/31/2014 1.625% 03/31/2019	912828C65	AA+	Aaa	11/12/15	11/13/15	25,210,937.50	1.37	34,409.15	25,058,108.50	24,853,525.00
US TREASURY NOTES	DTD 04/15/2016 0.875% 04/15/2019	912828Q52	AA+	Aaa	09/26/17	09/27/17	24,797,851.56	1.40	9,562.84	24,874,739.00	24,672,850.00
UNITED STATES TREASURY NOTES	DTD 05/31/2017 1.250% 05/31/2019	912828XS4	AA+	Aaa	06/14/17	06/15/17	24,977,539.06	1.30	130,494.51	24,987,543.00	24,715,825.00
UNITED STATES TREASURY NOTES	DTD 05/31/2017 1.250% 05/31/2019	912828XS4	AA+	Aaa	09/26/17	09/27/17	24,934,670.31	1.41	130,494.51	24,957,694.25	24,715,825.00
US TREASURY NOTES	DTD 05/31/2012 1.125% 05/31/2019	912828SX9	AA+	Aaa	03/28/17	03/29/17	49,800,781.25	1.31	234,890.11	49,900,186.00	49,363,300.00
US TREASURY NOTES	DTD 06/15/2016 0.875% 06/15/2019	912828R85	AA+	Aaa	12/20/16	12/21/16	24,660,156.25	1.43	82,331.73	24,844,799.75	24,598,625.00
US TREASURY NOTES	DTD 07/02/2012 1.000% 06/30/2019	912828TC4	AA+	Aaa	03/28/17	03/29/17	49,630,859.38	1.33	167,127.07	49,808,116.50	49,234,400.00
US TREASURY NOTES	DTD 06/30/2014 1.625% 06/30/2019	912828WS5	AA+	Aaa	06/29/17	06/30/17	50,244,140.63	1.38	271,581.49	50,143,070.50	49,591,800.00
US TREASURY NOTES	DTD 06/30/2014 1.625% 06/30/2019	912828WS5	AA+	Aaa	07/03/17	07/05/17	50,210,937.50	1.41	271,581.49	50,124,484.50	49,591,800.00
US TREASURY N/B NOTES	DTD 06/30/2017 1.250% 06/30/2019	912828XV7	AA+	Aaa	12/15/17	12/18/17	49,570,312.50	1.82	208,908.84	49,672,866.50	49,378,900.00
US TREASURY N/B	DTD 09/15/2016 0.875% 09/15/2019	9128282G4	AA+	Aaa	09/20/17	09/21/17	24,721,679.69	1.45	27,938.18	24,806,647.25	24,488,275.00
US TREASURY NOTES	DTD 10/31/2014 1.500% 10/31/2019	912828F62	AA+	Aaa	12/20/16	12/21/16	24,968,750.00	1.54	1,019.02	24,983,540.75	24,661,125.00



## Managed Account Detail of Securities Held

For the Month Ending **April 30, 2018**

**SAN BERNARDINO COUNTY - 76990800**

Security Type/Description	Dated Date/Coupon/Maturity	CUSIP	S&P Rating	Moody's Rating	Trade Date	Settle Date	Original Cost	YTM at Cost	Accrued Interest	Amortized Cost	Market Value
U.S. Treasury Bond / Note											
US TREASURY NOTES	DTD 10/31/2014 1.500%	912828F62	AA+	Aaa	11/16/17	11/17/17	24,899,414.06	1.71	1,019.02	24,922,641.00	24,661,125.00
US TREASURY NOTES	DTD 11/30/2012 1.000%	912828UB4	AA+	Aaa	11/10/16	11/14/16	24,900,390.63	1.13	104,395.60	24,947,807.00	24,446,300.00
US TREASURY N/B	DTD 12/15/2016 1.375%	912828U73	AA+	Aaa	09/26/17	09/27/17	24,948,242.19	1.47	129,378.43	24,962,032.75	24,576,175.00
US TREASURY N/B NOTES	DTD 01/17/2017 1.375%	912828V31	AA+	Aaa	01/12/18	01/16/18	49,376,953.13	2.01	201,312.15	49,466,085.50	49,103,500.00
US TREASURY NOTES	DTD 02/15/2017 1.375%	912828W22	AA+	Aaa	01/12/18	01/16/18	49,337,890.63	2.03	142,437.85	49,428,468.50	49,039,050.00
US TREASURY NOTES	DTD 03/02/2015 1.375%	912828J50	AA+	Aaa	02/01/17	02/02/17	24,858,398.44	1.56	57,914.40	24,914,827.50	24,507,800.00
US TREASURY NOTES	DTD 04/30/2015 1.375%	912828K58	AA+	Aaa	01/06/17	01/09/17	49,675,781.25	1.58	1,868.21	49,802,350.50	48,906,250.00
US TREASURY NOTES	DTD 04/30/2013 1.125%	912828VA5	AA+	Aaa	01/31/18	02/01/18	48,820,312.50	2.21	1,528.53	48,947,124.50	48,660,150.00
US TREASURY NOTES	DTD 05/31/2013 1.375%	912828VF4	AA+	Aaa	03/28/18	03/29/18	49,009,765.63	2.31	287,087.91	49,050,350.00	48,843,750.00
US TREASURY NOTES	DTD 06/01/2015 1.500%	912828XE5	AA+	Aaa	04/25/18	04/26/18	48,966,796.88	2.52	313,186.81	48,973,449.50	48,964,850.00
US TREASURY NOTES	DTD 07/01/2013 1.875%	912828VJ6	AA+	Aaa	03/28/18	03/29/18	49,511,718.75	2.32	313,363.26	49,531,202.50	49,312,500.00
US TREASURY NOTES	DTD 07/01/2013 1.875%	912828VJ6	AA+	Aaa	04/25/18	04/26/18	49,298,828.13	2.54	313,363.26	49,303,208.50	49,312,500.00
US TREASURY NOTES	DTD 07/31/2013 2.000%	912828VP2	AA+	Aaa	04/25/18	04/26/18	49,404,296.88	2.54	248,618.78	49,407,874.50	49,408,200.00
US TREASURY NOTES	DTD 08/16/2010 2.625%	912828NT3	AA+	Aaa	12/20/16	12/21/16	25,721,679.69	1.80	135,963.40	25,458,674.00	25,042,975.00



## Managed Account Detail of Securities Held

For the Month Ending **April 30, 2018**

SAN BERNARDINO COUNTY - 76990800

Security Type/Description Dated Date/Coupon/Maturity	CUSIP	S&P Rating	Moody's Rating	Trade Date	Settle Date	Original Cost	YTM at Cost	Accrued Interest	Amortized Cost	Market Value
<b>U.S. Treasury Bond / Note</b>										
US TREASURY NOTES DTD 10/31/2013 1.750% 10/31/2020	912828WVC0	AA+	Aaa	10/25/17	10/26/17	49,996,093.75	1.75	2,377.72	49,996,790.50	48,994,150.00
US TREASURY NOTES DTD 11/30/2015 1.625% 11/30/2020	912828M98	AA+	Aaa	12/20/16	12/21/16	24,755,859.38	1.88	169,642.86	24,838,129.25	24,400,400.00
US TREASURY N/B DTD 02/29/2016 1.125% 02/28/2021	912828P87	AA+	Aaa	11/29/17	11/30/17	24,374,023.44	1.92	47,384.51	24,452,480.50	23,984,375.00
US TREASURY NOTES DTD 05/31/2016 1.375% 05/31/2021	912828R77	AA+	Aaa	12/20/16	12/21/16	24,334,960.94	2.00	143,543.96	24,532,437.00	24,060,550.00
US TREASURY NOTES DTD 06/02/2014 2.000% 05/31/2021	912828WN6	AA+	Aaa	12/02/16	12/05/16	50,447,265.63	1.79	417,582.42	50,311,146.00	49,041,000.00
US TREASURY N/B DTD 09/30/2016 1.125% 09/30/2021	912828T34	AA+	Aaa	11/29/17	11/30/17	24,198,242.19	2.00	23,821.72	24,282,782.00	23,726,550.00
US TREASURY NOTES DTD 12/01/2014 1.875% 11/30/2021	912828G53	AA+	Aaa	12/20/16	12/21/16	24,734,375.00	2.10	195,741.76	24,804,857.00	24,310,550.00
US TREASURY NOTES DTD 02/02/2015 1.500% 01/31/2022	912828H86	AA+	Aaa	02/15/17	02/16/17	48,779,296.88	2.02	186,464.09	49,065,146.50	47,841,800.00
US TREASURY N/B NOTES DTD 02/28/2017 1.875% 02/28/2022	912828W55	AA+	Aaa	11/29/17	11/30/17	24,823,242.19	2.05	78,974.18	24,840,218.25	24,236,325.00
US TREASURY N/B NOTES DTD 11/02/2015 1.875% 10/31/2022	912828M49	AA+	Aaa	11/29/17	11/30/17	24,739,257.81	2.10	1,273.78	24,760,646.50	24,061,525.00
<b>Security Type Sub-Total</b>						<b>1,389,295,998.51</b>	<b>1.80</b>	<b>5,272,856.65</b>	<b>1,390,392,082.25</b>	<b>1,373,816,400.00</b>
<b>Supra-National Agency Bond / Note</b>										
INTL BANK OF RECON AND DEV GLOBAL NOTES DTD 04/30/2015 1.000% 06/15/2018	459058EJ8	AAA	Aaa	12/17/15	12/22/15	24,798,450.00	1.33	94,444.44	24,989,939.00	24,969,700.00
INTL BANK OF RECON AND DEV GLOBAL NOTES DTD 04/30/2015 1.000% 06/15/2018	459058EJ8	AAA	Aaa	12/17/15	12/22/15	24,798,500.00	1.33	94,444.44	24,989,941.50	24,969,700.00



## Managed Account Detail of Securities Held

For the Month Ending **April 30, 2018**

**SAN BERNARDINO COUNTY - 76990800**

Security Type/Description Dated Date/Coupon/Maturity	CUSIP	S&P Rating	Moody's Rating	Trade Date	Settle Date	Original Cost	YTM at Cost	Accrued Interest	Amortized Cost	Market Value
<b>Supra-National Agency Bond / Note</b>										
INTL BANK OF RECON AND DEV GLOBAL NOTES DTD 04/30/2015 1.000% 06/15/2018	459058EJ8	AAA	Aaa	05/18/16	05/23/16	40,008,400.00	0.99	151,111.11	40,000,505.20	39,951,520.00
INTL BANK OF RECON AND DEV GLOBAL NOTES DTD 04/30/2015 1.000% 06/15/2018	459058EJ8	AAA	Aaa	04/22/15	04/30/15	49,914,500.00	1.06	188,888.89	49,996,604.50	49,939,400.00
INTL BANK OF RECON AND DEV SN NOTES DTD 04/19/2016 0.875% 07/19/2018	459058FE8	AAA	Aaa	05/19/16	05/24/16	24,889,806.75	1.08	61,979.17	24,988,807.50	24,936,175.00
INTL BANK OF RECON AND DEV SN NOTES DTD 04/19/2016 0.875% 07/19/2018	459058FE8	AAA	Aaa	04/12/16	04/19/16	49,911,500.00	0.95	123,958.33	49,991,394.00	49,872,350.00
INTER-AMERICAN DEVELOPMENT BANK DTD 08/24/2011 1.750% 08/24/2018	4581X0BR8	AAA	Aaa	05/31/16	06/03/16	25,370,589.25	1.07	81,423.61	25,052,785.00	24,968,650.00
INTL BANK OF RECONSTRUCTION AND DEV NT DTD 10/07/2015 1.000% 10/05/2018	459058ER0	AAA	Aaa	09/30/15	10/07/15	49,915,000.00	1.06	36,111.11	49,987,696.00	49,756,250.00
INTL BK OF REC & DEV NOTE (EX-CALLABLE) DTD 04/26/2016 1.250% 04/26/2019	459058FC2	AAA	Aaa	04/21/16	04/26/16	24,947,500.00	1.32	4,340.28	24,982,514.50	24,727,375.00
INTER-AMERICAN DEVELOPMENT BANK DTD 04/12/2016 1.000% 05/13/2019	458182DX7	AAA	Aaa	05/24/16	05/27/16	24,842,875.00	1.22	116,666.67	24,944,540.75	24,622,175.00
INTER-AMERICAN DEVELOPMENT BANK DTD 04/12/2016 1.000% 05/13/2019	458182DX7	AAA	Aaa	04/05/16	04/12/16	99,700,000.00	1.10	466,666.67	99,898,360.00	98,488,700.00
INTL BANK OF RECON AND DEV DTD 01/25/2016 1.430% 07/25/2019	45905UUV4	AAA	Aaa	01/13/16	01/25/16	50,000,000.00	1.43	190,666.67	50,000,000.00	49,237,500.00
INTL BANK OF RECON AND DEV GLOBAL NOTES DTD 01/28/2016 1.250% 07/26/2019	459058EV1	AAA	Aaa	01/21/16	01/28/16	24,879,250.00	1.39	82,465.28	24,956,628.75	24,627,525.00
INTL BANK OF RECON AND DEV SN NOTE DTD 07/13/2016 0.875% 08/15/2019	459058FK4	AAA	Aaa	07/08/16	07/13/16	49,907,500.00	0.94	92,361.11	49,961,055.50	48,984,800.00



## Managed Account Detail of Securities Held

For the Month Ending **April 30, 2018**

**SAN BERNARDINO COUNTY - 76990800**

Security Type/Description Dated Date/Coupon/Maturity	CUSIP	S&P Rating	Moody's Rating	Trade Date	Settle Date	Original Cost	YTM at Cost	Accrued Interest	Amortized Cost	Market Value
<b>Supra-National Agency Bond / Note</b>										
INTER-AMERICAN DEVELOPMENT BANK DTD 10/15/2015 1.250% 10/15/2019	4581XOCR7	AAA	Aaa	12/02/15	12/07/15	24,651,000.00	1.62	13,888.89	24,865,745.00	24,547,625.00
INTER-AMERICAN DEVELOPMENT BANK DTD 10/15/2015 1.250% 10/15/2019	4581XOCR7	AAA	Aaa	03/16/16	03/21/16	24,746,000.00	1.54	13,888.89	24,894,697.25	24,547,625.00
INTL BANK OF RECON AND DEV GLOBAL NOTES DTD 10/27/2016 1.125% 11/27/2019	459058FS7	AAA	Aaa	10/20/16	10/27/16	49,894,500.00	1.20	240,625.00	49,945,667.00	48,911,650.00
INTL BANK OF RECON AND DEV GLOBAL NOTES DTD 03/30/2016 1.375% 03/30/2020	459058FA6	AAA	Aaa	03/23/16	03/30/16	24,923,500.00	1.45	29,600.69	24,962,848.50	24,431,725.00
INTL BK RECON & DEVELOP NOTES DTD 03/21/2017 1.875% 04/21/2020	459058FZ1	AAA	Aaa	03/14/17	03/21/17	24,978,250.00	1.90	13,020.83	24,985,843.25	24,648,200.00
INTER-AMERICAN DEVEL BK NOTE DTD 04/12/2017 1.625% 05/12/2020	4581XOCX4	AAA	Aaa	04/05/17	04/12/17	24,940,750.00	1.70	190,711.81	24,960,555.75	24,550,250.00
INTL BANK OF RECON AND DEV GLOBAL NOTES DTD 08/29/2017 1.625% 09/04/2020	459058GA5	AAA	Aaa	08/22/17	08/29/17	24,994,750.00	1.63	64,322.92	24,995,917.75	24,402,600.00
INTERNATIONAL FINANCE CORPORATION NOTE DTD 01/25/2018 2.250% 01/25/2021	45950KCM0	AAA	Aaa	01/18/18	01/25/18	24,926,500.00	2.35	150,000.00	24,932,843.75	24,671,800.00
INTER-AMERICAN DEVELOPMENT BANK NOTE DTD 04/19/2018 2.625% 04/19/2021	4581XODB1	AAA	Aaa	04/12/18	04/19/18	49,890,000.00	2.70	43,750.00	49,891,181.50	49,728,950.00
INTL BANK OF RECON AND DEV GLOBAL NOTES DTD 12/13/2017 2.125% 12/13/2021	459058GF4	AAA	Aaa	12/12/17	12/13/17	19,955,000.00	2.18	162,916.67	19,959,150.40	19,479,440.00
<b>Security Type Sub-Total</b>						<b>857,784,121.00</b>	<b>1.38</b>	<b>2,708,253.48</b>	<b>859,135,222.35</b>	<b>849,971,685.00</b>
<b>NOW Account</b>										
BANK OF THE WEST MONEY MARKET FUND	BKOFWEST7	NR	NR	12/11/17	12/11/17	2,000.00	1.88	0.00	2,000.00	2,000.00



## Managed Account Detail of Securities Held

For the Month Ending **April 30, 2018**

SAN BERNARDINO COUNTY - 76990800

Security Type/Description	Dated Date/Coupon/Maturity	CUSIP	S&P Rating	Moody's Rating	Trade Date	Settle Date	Original Cost	YTM at Cost	Accrued Interest	Amortized Cost	Market Value
<b>NOW Account</b>											
BANK OF THE WEST MONEY MARKET FUND	BKOFWEST7	BKOFWEST7	NR	NR	11/21/16	11/21/16	14,998,000.00	1.88	0.00	14,998,000.00	14,998,000.00
BANK OF THE WEST MONEY MARKET FUND	BKOFWEST7	BKOFWEST7	NR	NR	09/22/17	09/22/17	20,000,000.00	1.88	0.00	20,000,000.00	20,000,000.00
BANK OF THE WEST MONEY MARKET FUND	BKOFWEST7	BKOFWEST7	NR	NR	12/08/16	12/08/16	35,000,000.00	1.88	0.00	35,000,000.00	35,000,000.00
BANK OF THE WEST MONEY MARKET FUND	BKOFWEST7	BKOFWEST7	NR	NR	11/28/16	11/28/16	50,000,000.00	1.88	0.00	50,000,000.00	50,000,000.00
BANK OF THE WEST MONEY MARKET FUND	BKOFWEST7	BKOFWEST7	NR	NR	05/30/17	05/30/17	80,000,000.00	1.88	0.00	80,000,000.00	80,000,000.00
<b>Security Type Sub-Total</b>							<b>200,000,000.00</b>	<b>1.88</b>	<b>0.00</b>	<b>200,000,000.00</b>	<b>200,000,000.00</b>
<b>Money Market Mutual Fund</b>											
FIDELITY GOVT MM FUND 2642		31607A703	AAA	Aaa	10/27/16	10/27/16	1,000,000.00	1.58	0.00	1,000,000.00	1,000,000.00
FEDERATED GOVT OBLIGATIONS FUND		608919718	AAA	Aaa	04/03/18	04/03/18	1,000,000.00	1.56	0.00	1,000,000.00	1,000,000.00
<b>Security Type Sub-Total</b>							<b>2,000,000.00</b>	<b>1.57</b>	<b>0.00</b>	<b>2,000,000.00</b>	<b>2,000,000.00</b>
<b>Joint Powers Authority</b>											
CALIFORNIA ASSET MANAGEMENT PROGRAM		CAMPMF025	AAA	NR	12/08/15	12/08/15	18,000,000.00	1.92	0.00	18,000,000.00	18,000,000.00
CALIFORNIA ASSET MANAGEMENT PROGRAM		CAMPMF025	AAA	NR	08/12/15	08/12/15	24,000,000.00	1.92	0.00	24,000,000.00	24,000,000.00
CALIFORNIA ASSET MANAGEMENT PROGRAM		CAMPMF025	AAA	NR	09/22/17	09/22/17	45,000,000.00	1.92	0.00	45,000,000.00	45,000,000.00
CALIFORNIA ASSET MANAGEMENT PROGRAM		CAMPMF025	AAA	NR	08/05/15	08/05/15	50,000,000.00	1.92	0.00	50,000,000.00	50,000,000.00
CALIFORNIA ASSET MANAGEMENT PROGRAM		CAMPMF025	AAA	NR	04/27/16	04/27/16	50,000,000.00	1.92	0.00	50,000,000.00	50,000,000.00
<b>Security Type Sub-Total</b>							<b>187,000,000.00</b>	<b>1.92</b>	<b>0.00</b>	<b>187,000,000.00</b>	<b>187,000,000.00</b>
<b>Federally Insured Cash Account</b>											
STONECASTLE FICA		FICAMF003	NR	NR	08/20/14	08/20/14	50,000,000.00	0.95	0.00	50,000,000.00	50,000,000.00





## Managed Account Detail of Securities Held

For the Month Ending April 30, 2018

SAN BERNARDINO COUNTY - 76990800

Security Type/Description	Dated Date/Coupon/Maturity	CUSIP	S&P Rating	Moody's Rating	Trade Date	Settle Date	Original Cost	YTM at Cost	Accrued Interest	Amortized Cost	Market Value
<b>Security Type Sub-Total</b>		<b>50,000,000.00</b>					<b>50,000,000.00</b>	<b>0.95</b>	<b>0.00</b>	<b>50,000,000.00</b>	<b>50,000,000.00</b>
<b>Federal Agency Discount Note</b>											
FEDERAL FARM CREDIT BANKS DISC NOTE	313313C63		A-1+	P-1	11/22/17	11/27/17	14,829,316.67	1.56	0.00	14,928,775.05	14,911,350.60
--	0.000% 08/20/2018										
<b>Security Type Sub-Total</b>		<b>15,000,000.00</b>					<b>14,829,316.67</b>	<b>1.56</b>	<b>0.00</b>	<b>14,928,775.05</b>	<b>14,911,350.60</b>
<b>Federal Agency Bond / Note</b>											
FHLB NOTES	3130A57K9		AA+	Aaa	04/28/15	05/04/15	25,006,500.00	0.99	122,916.67	25,000,018.25	24,998,400.00
DTD 05/04/2015 1.000% 05/04/2018											
FHLC NOTES	3133EEJ50		AA+	Aaa	05/04/15	05/11/15	24,980,500.00	1.06	121,597.22	24,999,817.00	24,995,100.00
DTD 05/11/2015 1.030% 05/11/2018											
FHLC NOTES	3133EEJ50		AA+	Aaa	05/05/15	05/11/15	24,954,575.00	1.09	121,597.22	24,999,573.75	24,995,100.00
DTD 05/11/2015 1.030% 05/11/2018											
FHLB NOTES	313379DT3		AA+	Aaa	05/09/16	05/10/16	25,225,000.00	0.81	124,131.94	25,011,203.00	24,987,325.00
DTD 05/04/2012 1.250% 06/08/2018											
FHLB NOTES	3130A8BD4		AA+	Aaa	05/26/16	05/27/16	34,915,650.00	0.99	103,784.72	34,993,438.90	34,951,070.00
DTD 05/27/2016 0.875% 06/29/2018											
FNMA NOTES (EX-CALLABLE) GLOBAL NOTES	3135G0M75		AA+	Aaa	07/27/16	07/28/16	28,265,517.50	0.98	64,714.76	28,317,833.21	28,254,867.30
DTD 07/27/2016 0.875% 07/27/2018											
FHLB NOTES	3130A8PK3		AA+	Aaa	07/07/16	07/08/16	24,948,000.00	0.73	36,458.33	24,993,294.50	24,911,475.00
DTD 07/08/2016 0.625% 08/07/2018											
FHLB NOTES	3130A6AE7		AA+	Aaa	10/05/16	10/07/16	25,072,000.00	0.97	36,718.75	25,013,842.25	24,922,125.00
DTD 08/07/2015 1.125% 09/14/2018											
FHLMC REFERENCE NOTES	3137EAED7		AA+	Aaa	09/15/16	09/16/16	49,978,500.00	0.90	23,090.28	49,995,314.00	49,735,800.00
DTD 09/16/2016 0.875% 10/12/2018											
FNMA BENCHMARK NOTE	3135G0E58		AA+	Aaa	09/09/15	09/10/15	11,972,640.00	1.20	4,500.00	11,995,823.40	11,951,376.00
DTD 09/01/2015 1.125% 10/19/2018											





## Managed Account Detail of Securities Held

For the Month Ending April 30, 2018

SAN BERNARDINO COUNTY - 76990800

Security Type/Description	Dated Date/Coupon/Maturity	CUSIP	S&P Rating	Moody's Rating	Trade Date	Settle Date	Original Cost	YTM at Cost	Accrued Interest	Amortized Cost	Market Value
<b>Federal Agency Bond / Note</b>											
FNMA BENCHMARK NOTE	DTD 09/01/2015 1.125% 10/19/2018	3135G0E58	AA+	Aaa	09/09/15	09/10/15	24,943,250.00	1.20	9,375.00	24,991,337.00	24,898,700.00
FHLMC NOTES (EX-CALLABLE)	DTD 04/26/2016 1.050% 10/26/2018	3134G8YU7	AA+	Aaa	04/19/16	04/26/16	49,965,000.00	1.08	7,291.67	49,993,121.00	49,723,850.00
FHLB NOTES	DTD 12/08/2016 1.250% 01/16/2019	3130AAE46	AA+	Aaa	12/07/16	12/08/16	49,998,000.00	1.25	182,291.67	49,999,266.50	49,672,900.00
FNMA BENCHMARK NOTE	DTD 02/23/2016 1.000% 02/26/2019	3135G0J53	AA+	Aaa	02/18/16	02/23/16	24,941,000.00	1.08	45,138.89	24,983,743.50	24,750,575.00
FHLMC NOTES (EX-CALLABLE)	DTD 02/28/2017 1.375% 02/28/2019	3134GA6H2	AA+	Aaa	02/16/17	02/28/17	25,000,000.00	1.38	60,156.25	25,000,000.00	24,829,825.00
FEDERAL HOME LOAN BANK NOTES	DTD 02/06/2012 1.500% 03/08/2019	3133782M2	AA+	Aaa	03/01/17	03/02/17	25,051,750.00	1.40	55,208.33	25,022,060.25	24,839,150.00
FEDERAL HOME LOAN BANK NOTES	DTD 02/06/2012 1.500% 03/08/2019	3133782M2	AA+	Aaa	03/29/17	03/30/17	25,052,500.00	1.39	55,208.33	25,023,285.75	24,839,150.00
FHLB NOTES	DTD 03/10/2017 1.375% 03/18/2019	3130AAXX1	AA+	Aaa	03/09/17	03/10/17	74,826,000.00	1.49	123,177.08	74,923,584.00	74,432,025.00
FREDDIE MAC NOTES	DTD 03/21/2016 1.125% 04/15/2019	3137EADZ9	AA+	Aaa	03/17/16	03/21/16	24,991,750.00	1.14	12,500.00	24,997,384.25	24,724,200.00
FFCB BONDS	DTD 04/17/2017 1.320% 04/17/2019	3133EHFK4	AA+	Aaa	04/06/17	04/17/17	24,978,250.00	1.36	12,833.33	24,989,475.50	24,785,125.00
FEDERAL HOME LOAN BANK AGENCY NOTES	DTD 05/12/2017 1.375% 05/28/2019	3130ABF92	AA+	Aaa	05/11/17	05/12/17	44,914,950.00	1.47	262,968.75	44,954,923.50	44,540,235.00
FHLB GLOBAL NOTE	DTD 06/03/2016 1.125% 06/21/2019	3130A8DB6	AA+	Aaa	06/02/16	06/03/16	49,979,000.00	1.14	203,125.00	49,992,048.00	49,322,000.00
FFCB BONDS	DTD 07/24/2017 1.400% 07/24/2019	3133EHSC8	AA+	Aaa	07/17/17	07/24/17	24,981,750.00	1.44	94,305.56	24,988,713.50	24,697,625.00
FREDDIE MAC GLOBAL NOTES	DTD 07/30/2012 1.250% 08/01/2019	3137EADK2	AA+	Aaa	08/07/15	08/10/15	23,123,989.46	1.50	72,959.38	23,275,474.13	23,020,889.10



## Managed Account Detail of Securities Held

For the Month Ending **April 30, 2018**

**SAN BERNARDINO COUNTY - 76990800**

Security Type/Description Dated Date/Coupon/Maturity	CUSIP	S&P Rating	Moody's Rating	Trade Date	Settle Date	Original Cost	YTM at Cost	Accrued Interest	Amortized Cost	Market Value
<b>Federal Agency Bond / Note</b>										
FREDDIE MAC NOTES DTD 07/19/2017 1.375% 08/15/2019	3137EAEH8	AA+	Aaa	09/26/17	09/27/17	9,978,400.00	1.49	29,027.78	9,985,189.10	9,868,810.00
FREDDIE MAC NOTES DTD 07/19/2017 1.375% 08/15/2019	3137EAEH8	AA+	Aaa	07/18/17	07/19/17	74,889,750.00	1.45	217,708.33	74,930,919.00	74,016,075.00
FNMA NOTES DTD 09/02/2016 1.000% 08/28/2019	3135G0P49	AA+	Aaa	08/31/16	09/02/16	49,922,000.00	1.05	87,500.00	49,965,121.00	49,087,000.00
FREDDIE MAC GLOBAL NOTES DTD 10/02/2012 1.250% 10/02/2019	3137EADM8	AA+	Aaa	09/26/17	09/27/17	9,949,000.00	1.51	10,069.44	9,963,904.50	9,834,310.00
FEDERAL HOME LOAN BANK NOTES DTD 10/13/2017 1.500% 10/21/2019	3130ACM92	AA+	Aaa	10/12/17	10/13/17	49,911,500.00	1.59	20,833.33	49,935,345.00	49,312,150.00
FANNIE MAE GLOBAL NOTES DTD 10/25/2016 1.000% 10/24/2019	3135G0R39	AA+	Aaa	10/21/16	10/25/16	24,933,000.00	1.09	4,861.11	24,966,630.75	24,470,675.00
FHLB NOTES DTD 11/17/2016 1.375% 11/15/2019	3130AA3R7	AA+	Aaa	11/16/16	11/17/16	34,991,950.00	1.38	221,909.72	34,995,817.15	34,453,300.00
FEDERAL FARM CREDIT BANKS FLOATING NOTE DTD 03/19/2018 1.836% 11/19/2019	3133EJGR4	AA+	Aaa	03/09/18	03/19/18	10,000,000.00	1.72	6,118.77	10,000,000.00	9,997,040.00
FFCB NOTES DTD 12/12/2017 1.875% 12/12/2019	3133EH2S1	AA+	Aaa	12/05/17	12/12/17	49,950,685.50	1.93	361,979.17	49,960,069.50	49,502,550.00
FHLB NOTES DTD 12/30/2013 2.375% 12/13/2019	3130A0JR2	AA+	Aaa	11/16/17	11/17/17	25,295,700.00	1.79	227,604.17	25,231,699.25	24,944,575.00
FREDDIE MAC NOTES DTD 01/17/2017 1.500% 01/17/2020	3137EAEES	AA+	Aaa	01/12/17	01/17/17	24,973,000.00	1.54	108,333.33	24,984,452.50	24,589,750.00
FNMA NOTES DTD 01/12/2015 1.625% 01/21/2020	3135G0A78	AA+	Aaa	12/02/15	12/03/15	25,004,100.00	1.62	112,847.22	25,001,809.25	24,640,350.00
FHLB NOTES DTD 02/09/2018 2.125% 02/11/2020	3130ADN32	AA+	Aaa	02/08/18	02/09/18	74,862,750.00	2.22	363,020.83	74,878,097.25	74,488,350.00
FNMA NOTES DTD 02/28/2017 1.500% 02/28/2020	3135G0T29	AA+	Aaa	02/24/17	02/28/17	39,974,400.00	1.52	105,000.00	39,984,292.00	39,284,080.00



## Managed Account Detail of Securities Held

For the Month Ending **April 30, 2018**

**SAN BERNARDINO COUNTY - 76990800**

Security Type/Description Dated Date/Coupon/Maturity	CUSIP	S&P Rating	Moody's Rating	Trade Date	Settle Date	Original Cost	YTM at Cost	Accrued Interest	Amortized Cost	Market Value
<b>Federal Agency Bond / Note</b>										
FEDERAL HOME LOAN BANKS NOTES DTD 03/16/2018 2.375% 03/30/2020	3130ADUJ9	AA+	Aaa	03/15/18	03/16/18	29,994,600.00	2.38	89,062.50	29,994,955.20	29,919,660.00
FHLMC AGENCY NOTES DTD 04/20/2017 1.375% 04/20/2020	3137EAEF2	AA+	Aaa	04/19/17	04/20/17	24,914,500.00	1.49	10,503.47	24,943,445.00	24,451,425.00
FHLMC NOTES DTD 04/19/2018 2.500% 04/23/2020	3137EAE M7	AA+	Aaa	04/18/18	04/19/18	34,992,300.00	2.51	29,166.67	34,992,428.10	34,965,560.00
FFCB BONDS DTD 05/08/2017 1.550% 05/08/2020	3133EHJA2	AA+	Aaa	05/02/17	05/08/17	24,986,275.00	1.57	186,215.28	24,990,690.75	24,501,750.00
FNMA NOTES DTD 08/01/2017 1.500% 07/30/2020	3135GOT60	AA+	Aaa	07/28/17	08/01/17	74,772,750.00	1.60	284,375.00	74,828,626.50	73,194,975.00
FHLB NOTES DTD 03/14/2018 2.400% 09/14/2020	3130ADT93	AA+	Aaa	03/08/18	03/14/18	9,993,783.00	2.43	31,333.33	9,994,099.90	9,959,500.00
FHLB NOTES DTD 09/08/2017 1.375% 09/28/2020	3130ACE26	AA+	Aaa	09/07/17	09/08/17	39,871,600.00	1.48	50,416.67	39,898,248.00	38,841,760.00
FHLMC NOTES DTD 11/15/2017 1.875% 11/17/2020	3137EAEK1	AA+	Aaa	11/14/17	11/15/17	49,952,000.00	1.91	432,291.67	49,959,209.50	49,034,450.00
FHLB CALLABLE NOTES DTD 01/29/2018 2.250% 01/29/2021	3130AD FV9	AA+	Aaa	01/17/18	01/29/18	25,000,000.00	2.25	143,750.00	25,000,000.00	24,682,425.00
FREDDIE MAC NOTES DTD 02/16/2018 2.375% 02/16/2021	3137EAE L9	AA+	Aaa	02/15/18	02/16/18	49,868,000.00	2.47	247,395.83	49,876,888.00	49,589,750.00
FEDERAL FARM CREDIT BANKS NOTES DTD 04/05/2018 2.540% 04/05/2021	3133EJJD2	AA+	Aaa	04/03/18	04/05/18	50,012,500.00	2.53	91,722.22	50,012,208.50	49,729,150.00
FANNIE MAE NOTES DTD 04/13/2018 2.500% 04/13/2021	3135GOU27	AA+	Aaa	04/12/18	04/13/18	49,925,500.00	2.55	62,500.00	49,926,702.50	49,706,250.00
<b>Security Type Sub-Total</b>						<b>1,736,986,115.46</b>	<b>1.55</b>	<b>5,491,594.97</b>	<b>1,737,655,423.34</b>	<b>1,720,844,557.40</b>
<b>Corporate Note</b>										
BERKSHIRE HATHAWAY INC GLOBAL NOTES DTD 08/15/2016 1.150% 08/15/2018	084670BX5	AA	Aa2	08/08/16	08/15/16	9,998,800.00	1.16	24,277.78	9,999,825.20	9,965,700.00



## Managed Account Detail of Securities Held

For the Month Ending April 30, 2018

SAN BERNARDINO COUNTY - 76990800

Security Type/Description	Dated Date/Coupon/Maturity	CUSIP	S&P Rating	Moody's Rating	Trade Date	Settle Date	Original Cost	YTM at Cost	Accrued Interest	Amortized Cost	Market Value
<b>Corporate Note</b>											
MICROSOFT CORP NOTES	DTD 11/03/2015 1.300% 11/03/2018	594918BF0	AAA	Aaa	10/30/15	11/04/15	1,001,640.00	1.24	6,427.78	1,000,280.93	996,254.00
MICROSOFT CORP NOTES	DTD 11/03/2015 1.300% 11/03/2018	594918BF0	AAA	Aaa	10/30/15	11/04/15	1,001,670.00	1.24	6,427.78	1,000,286.06	996,254.00
MICROSOFT CORP NOTES	DTD 11/03/2015 1.300% 11/03/2018	594918BF0	AAA	Aaa	10/30/15	11/04/15	3,505,425.00	1.25	22,497.22	3,500,929.32	3,486,889.00
MICROSOFT CORP NOTES	DTD 11/03/2015 1.300% 11/03/2018	594918BF0	AAA	Aaa	10/30/15	11/04/15	4,506,750.00	1.25	28,925.00	4,501,156.32	4,483,143.00
MICROSOFT CORP NOTES	DTD 11/03/2015 1.300% 11/03/2018	594918BF0	AAA	Aaa	10/30/15	11/04/15	5,007,050.00	1.25	32,138.89	5,001,207.80	4,981,270.00
MICROSOFT CORP NOTES	DTD 11/03/2015 1.300% 11/03/2018	594918BF0	AAA	Aaa	10/30/15	11/04/15	5,007,750.00	1.25	32,138.89	5,001,327.60	4,981,270.00
MICROSOFT CORP NOTES	DTD 11/03/2015 1.300% 11/03/2018	594918BF0	AAA	Aaa	10/30/15	11/04/15	5,008,500.00	1.24	32,138.89	5,001,456.00	4,981,270.00
MICROSOFT CORP NOTES	DTD 08/08/2016 1.100% 08/08/2019	594918BN3	AAA	Aaa	08/01/16	08/08/16	19,979,400.00	1.14	50,722.22	19,991,200.20	19,644,780.00
WAL-MART STORES INC CORP NOTE	DTD 10/20/2017 1.750% 10/09/2019	931142DY6	AA	Aa2	10/11/17	10/20/17	6,999,860.00	1.75	7,486.11	6,999,886.11	6,930,735.00
MICROSOFT CORP NOTES	DTD 02/06/2017 1.850% 02/06/2020	594918BV5	AAA	Aaa	01/30/17	02/06/17	14,989,950.00	1.87	65,520.83	14,994,024.90	14,802,060.00
JPMORGAN CHASE & CO CALLABLE FLT CORP	DTD 02/13/2018 2.070% 02/13/2020	48125LRM6	A+	Aa3	02/08/18	02/13/18	10,000,000.00	2.10	44,275.00	10,000,000.00	10,007,770.00
JOHNSON & JOHNSON CORP NOTE	DTD 11/10/2017 1.950% 11/10/2020	478160CH5	AAA	Aaa	11/08/17	11/10/17	2,996,790.00	1.99	27,787.50	2,997,285.78	2,939,133.00
<b>Security Type Sub-Total</b>							<b>90,003,585.00</b>	<b>1.48</b>	<b>380,763.89</b>	<b>89,988,866.22</b>	<b>89,196,528.00</b>
<b>Commercial Paper</b>											



## Managed Account Detail of Securities Held

For the Month Ending **April 30, 2018**

SAN BERNARDINO COUNTY - 76990800

Security Type/Description	Dated Date/Coupon/Maturity	CUSIP	S&P Rating	Moody's Rating	Trade Date	Settle Date	Original Cost	YTM at Cost	Accrued Interest	Amortized Cost	Market Value
<b>Commercial Paper</b>											
JP MORGAN SECURITIES LLC COMM PAPER	46640QE15	25,000,000.00	A-1	P-1	12/18/17	12/18/17	24,835,291.67	1.78	0.00	25,000,000.00	24,998,775.00
DTD 09/06/2017 0.000% 05/01/2018											
TOYOTA MOTOR CREDIT CORP COMM PAPER	89233HE18	25,000,000.00	A-1+	P-1	01/30/18	01/31/18	24,891,875.00	1.74	0.00	25,000,000.00	24,998,850.00
-- 0.000% 05/01/2018											
EXXON MOBIL CORP COMM PAPER	30229BE11	25,000,000.00	A-1+	P-1	03/15/18	03/19/18	24,945,951.39	1.81	0.00	25,000,000.00	24,998,775.00
DTD 03/20/2018 0.000% 05/01/2018											
COOPERATIVE RABOBANK U.A. COMM PAPER	21687BE15	50,000,000.00	A-1	P-1	12/19/17	12/19/17	49,702,597.22	1.62	0.00	50,000,000.00	49,997,650.00
-- 0.000% 05/01/2018											
CREDIT AGRICOLE CIB NY COMM PAPER	22533UE17	175,000,000.00	A-1	P-1	04/30/18	04/30/18	174,991,784.72	1.69	0.00	175,000,000.00	174,992,825.00
DTD 11/01/2017 0.000% 05/01/2018											
DEXIA CREDIT LOCAL SA NY COMM PAPER	25214PCU5	25,000,000.00	A-1+	P-1	12/11/17	12/11/17	24,845,180.56	1.58	0.00	24,998,909.75	24,997,540.00
DTD 12/11/2017 0.000% 05/02/2018											
MUFG BANK LTD/NY COMM PAPER	62479ME74	35,000,000.00	A-1	P-1	04/19/18	04/19/18	34,969,200.00	1.76	0.00	34,989,733.45	34,987,925.00
DTD 04/19/2018 0.000% 05/07/2018											
MUFG BANK LTD/NY COMM PAPER	62479ME90	60,000,000.00	A-1	P-1	04/19/18	04/19/18	59,941,000.00	1.77	0.00	59,976,400.20	59,973,300.00
DTD 04/19/2018 0.000% 05/09/2018											
EXXON MOBIL CORP COMM PAPER	30229BEN3	60,000,000.00	A-1+	P-1	03/22/18	03/22/18	59,810,900.00	1.87	0.00	59,934,900.00	59,934,540.00
DTD 03/22/2018 0.000% 05/22/2018											
MUFG BANK LTD/NY COMM PAPER	62479MEP4	30,000,000.00	A-1	P-1	04/19/18	04/19/18	29,946,450.00	1.89	0.00	29,965,350.00	29,964,600.00
DTD 04/19/2018 0.000% 05/23/2018											
BNP PARIBAS NY BRANCH COMM PAPER	09659CEW4	50,000,000.00	A-1	P-1	01/03/18	01/03/18	49,650,875.00	1.72	0.00	49,931,125.00	49,923,750.00
DTD 09/05/2017 0.000% 05/30/2018											
TOYOTA MOTOR CREDIT CORP COMM PAPER	89233HEW0	50,000,000.00	A-1+	P-1	01/03/18	01/03/18	49,650,875.00	1.72	0.00	49,931,125.00	49,922,900.00
-- 0.000% 05/30/2018											
COOPERATIVE RABOBANK U.A. COMM PAPER	21687BEW7	50,000,000.00	A-1	P-1	01/03/18	01/03/18	49,659,041.67	1.68	0.00	49,932,736.00	49,923,750.00
-- 0.000% 05/30/2018											



## Managed Account Detail of Securities Held

For the Month Ending April 30, 2018

SAN BERNARDINO COUNTY - 76990800

Security Type/Description	Dated Date/Coupon/Maturity	CUSIP	S&P Rating	Moody's Rating	Trade Date	Settle Date	Original Cost	YTM at Cost	Accrued Interest	Amortized Cost	Market Value	
<b>Commercial Paper</b>												
JP MORGAN SECURITIES LLC COMM PAPER	466400F14	25,000,000.00	A-1	P-1	12/06/17	12/06/17	24,787,354.17	1.74	0.00	24,962,757.00	24,956,675.00	
DTD 09/05/2017 0.000% 06/01/2018												
COOPERATIVE RABOBANK U.A. COMM PAPER	21687BF14	25,000,000.00	A-1	P-1	12/18/17	12/18/17	24,806,354.17	1.70	0.00	24,963,618.00	24,959,100.00	
-- 0.000% 06/01/2018												
EXXON MOBIL CORP COMM PAPER	30229BF69	35,000,000.00	A-1+	P-1	04/26/18	04/26/18	34,928,250.00	1.80	0.00	34,937,000.00	34,934,865.00	
DTD 04/26/2018 0.000% 06/06/2018												
EXXON MOBIL CORP COMM PAPER	30229BF77	45,000,000.00	A-1+	P-1	04/30/18	04/30/18	44,914,025.00	1.81	0.00	44,916,287.40	44,913,870.00	
DTD 04/30/2018 0.000% 06/07/2018												
DEXIA CREDIT LOCAL SA NY COMM PAPER	25214PCM3	25,000,000.00	A-1+	P-1	12/05/17	12/06/17	24,763,111.11	1.66	0.00	24,929,389.00	24,910,342.50	
DTD 12/05/2017 0.000% 07/02/2018												
JP MORGAN SECURITIES LLC COMM PAPER	466400G21	25,000,000.00	A-1	P-1	12/19/17	12/19/17	24,746,770.83	1.89	0.00	24,919,486.00	24,907,000.00	
DTD 10/05/2017 0.000% 07/02/2018												
JP MORGAN SECURITIES LLC COMM PAPER	466400G21	25,000,000.00	A-1	P-1	02/27/18	02/27/18	24,817,708.33	2.12	0.00	24,909,583.25	24,907,000.00	
DTD 10/05/2017 0.000% 07/02/2018												
BNP PARIBAS NY BRANCH COMM PAPER	09659CG28	25,000,000.00	A-1	P-1	02/28/18	02/28/18	24,821,750.00	2.08	0.00	24,910,875.00	24,914,125.00	
DTD 12/04/2017 0.000% 07/02/2018												
TOYOTA MOTOR CREDIT CORP CP	89233HG24	50,000,000.00	A-1+	P-1	03/01/18	03/01/18	49,646,375.00	2.08	0.00	49,821,750.00	49,823,850.00	
DTD 10/06/2017 0.000% 07/02/2018												
AMERICAN HONDA FINANCE COMM PAPER	02665KGR2	45,000,000.00	A-1	P-1	04/11/18	04/12/18	44,714,000.00	2.21	0.00	44,766,250.20	44,781,255.00	
DTD 04/13/2018 0.000% 07/25/2018												
TOYOTA MOTOR CREDIT CORP COMM PAPER	89233HGR9	50,000,000.00	A-1+	P-1	04/04/18	04/09/18	49,653,736.11	2.35	0.00	49,724,930.50	49,729,350.00	
DTD 04/09/2018 0.000% 07/25/2018												
JP MORGAN SECURITIES LLC COMM PAPER	466400H12	25,000,000.00	A-1	P-1	03/20/18	03/20/18	24,785,972.22	2.32	0.00	24,853,055.50	24,841,825.00	
DTD 03/20/2018 0.000% 08/01/2018												
BNP PARIBAS NY BRANCH COMM PAPER	09659CH19	50,000,000.00	A-1	P-1	04/02/18	04/02/18	49,608,430.56	2.35	0.00	49,702,278.00	49,707,300.00	
DTD 04/02/2018 0.000% 08/01/2018												





## Managed Account Detail of Securities Held

For the Month Ending **April 30, 2018**

SAN BERNARDINO COUNTY - 76990800

Security Type/Description	Dated Date/Coupon/Maturity	CUSIP	S&P Rating	Moody's Rating	Trade Date	Settle Date	Original Cost	YTM at Cost	Accrued Interest	Amortized Cost	Market Value
<b>Commercial Paper</b>											
JP MORGAN SECURITIES LLC COMM PAPER	466400J44	466400J44	A-1	P-1	04/05/18	04/05/18	24,751,944.44	2.37	0.00	24,794,375.00	24,784,200.00
DTD 12/08/2017 0.000% 09/04/2018											
JP MORGAN SECURITIES LLC FLT COMM PAPER	46640EGA0	46640EGA0	A-1	P-1	01/29/18	01/29/18	25,000,000.00	1.80	1,479.70	25,000,000.00	24,997,750.00
DTD 01/29/2018 2.131% 09/28/2018											
BNP PARIBAS NY BRANCH COMM PAPER	09659CK15	09659CK15	A-1	P-1	04/04/18	04/04/18	24,697,500.00	2.45	0.00	24,742,875.00	24,747,725.00
DTD 01/03/2018 0.000% 10/01/2018											
<b>Security Type Sub-Total</b>							<b>1,179,284,304.17</b>	<b>1.88</b>	<b>1,479.70</b>	<b>1,182,514,789.25</b>	<b>1,182,431,412.50</b>
<b>Certificate of Deposit</b>											
BANK OF MONTREAL CHICAGO (FLOAT) CD	06427KWW5	06427KWW5	A-1	P-1	04/10/17	04/11/17	50,000,000.00	1.29	63,499.63	50,000,000.00	49,995,500.00
DTD 04/11/2017 2.177% 05/10/2018											
SWEDBANK NY CERT DEPOS	87019VEX1	87019VEX1	A-1+	P-1	03/23/18	03/23/18	50,000,000.00	1.86	100,750.00	50,000,000.00	50,002,835.00
DTD 03/23/2018 1.860% 05/22/2018											
ROYAL BANK OF CANADA NY CD (FLOAT)	78009NT89	78009NT89	A-1+	P-1	05/24/17	05/25/17	25,000,000.00	1.21	8,654.63	25,000,000.00	25,004,400.00
DTD 05/25/2017 2.077% 05/25/2018											
US BANK NA CERT DEPOS	90333WVP2	90333WVP2	A-1+	P-1	01/04/18	01/04/18	50,000,000.00	1.70	276,250.00	50,000,000.00	49,988,331.00
DTD 01/04/2018 1.700% 05/30/2018											
COOPERATIVE RABOBANK U.A. CERT DEPOS	21684B2C7	21684B2C7	A-1	P-1	05/03/17	05/05/17	25,000,000.00	1.48	371,027.78	25,000,000.00	24,986,431.25
DTD 05/05/2017 1.480% 06/01/2018											
BANK OF MONTREAL CHICAGO FLOATING CD	06371EXS1	06371EXS1	A-1	P-1	12/08/17	12/11/17	25,000,000.00	1.57	39,411.55	25,000,000.00	24,991,750.00
DTD 12/11/2017 2.047% 06/01/2018											
WESTPAC BANKING CORP NY FLOATING CD	96121T3M8	96121T3M8	A-1+	P-1	06/01/17	06/02/17	50,000,000.00	1.32	179,293.41	50,000,000.00	50,007,950.00
DTD 06/02/2017 2.116% 06/01/2018											
SVENSKA HANDELSBANKEN NY FLOATING CD	86958JWE5	86958JWE5	A-1+	P-1	11/30/17	12/04/17	50,000,000.00	1.50	78,045.34	50,000,000.00	50,007,800.00
DTD 12/04/2017 2.027% 06/01/2018											



## Managed Account Detail of Securities Held

For the Month Ending **April 30, 2018**

SAN BERNARDINO COUNTY - 76990800

Security Type/Description	Dated Date/Coupon/Maturity	CUSIP	S&P Rating	Moody's Rating	Trade Date	Settle Date	Original Cost	YTM at Cost	Accrued Interest	Amortized Cost	Market Value
<b>Certificate of Deposit</b>											
BANK OF NOVA SCOTIA HOUSTON FLOATING CD	DTD 12/08/2017 2.037% 06/01/2018	06417GC71	A-1	P-1	12/07/17	12/08/17	50,000,000.00	1.54	78,434.20	50,000,000.00	49,984,250.00
ROYAL BANK OF CANADA NY FLOAT CERT DEPOS	DTD 06/12/2017 2.201% 06/12/2018	78009NU46	A-1+	P-1	06/08/17	06/12/17	25,000,000.00	1.36	76,437.50	25,000,000.00	25,008,900.00
ROYAL BANK OF CANADA NY FLOAT CERT DEPOS	DTD 06/28/2017 2.425% 06/28/2018	78009NV60	A-1+	P-1	06/26/17	06/28/17	50,000,000.00	1.42	114,512.00	50,000,000.00	49,999,500.00
BANK OF MONTREAL CHICAGO CERT DEPOS	DTD 07/03/2017 1.400% 07/02/2018	06371EDH7	A-1	P-1	07/03/17	07/03/17	25,000,000.00	1.40	293,611.11	25,000,000.00	24,969,957.25
WESTPAC BANKING CORP NY FLOATING CD	DTD 07/07/2017 2.398% 07/02/2018	96121T3P1	A-1+	P-1	07/06/17	07/07/17	25,000,000.00	1.39	46,627.78	25,000,000.00	25,018,200.00
BANK OF NOVA SCOTIA CERT DEPOS	DTD 03/15/2018 2.250% 07/02/2018	06417GP28	A-1	P-1	03/14/18	03/15/18	25,000,000.00	2.25	73,437.50	25,000,000.00	25,015,040.00
SVENSKA HANDELSBANKEN NY CERT DEPOS	DTD 03/19/2018 2.120% 07/02/2018	86958JA25	A-1+	P-1	03/15/18	03/19/18	25,000,000.00	2.12	63,305.56	25,000,000.00	25,003,890.00
NORDEA BK AB (PUBL)/NY CERT DEPOS	DTD 03/27/2018 2.210% 07/02/2018	65590ATY2	A-1+	P-1	03/27/18	03/27/18	50,000,000.00	2.21	107,430.56	50,000,000.00	50,023,695.00
SWEDBANK NY CERT DEPOS	DTD 04/23/2018 2.150% 07/02/2018	87019VGN1	A-1+	P-1	04/23/18	04/23/18	80,000,000.00	2.15	38,222.22	80,000,000.00	80,023,152.00
BANK OF NOVA SCOTIA HOUSTON FLOATING CD	DTD 10/19/2017 2.066% 07/19/2018	06417GZQ4	A-1	P-1	10/18/17	10/19/17	25,000,000.00	1.41	17,213.58	25,000,000.00	24,976,250.00
BANK OF MONTREAL CHICAGO CERT DEPOS	DTD 01/23/2018 1.900% 07/23/2018	06371EJ65	A-1	P-1	01/22/18	01/23/18	25,000,000.00	1.90	129,305.56	25,000,000.00	24,958,999.50
US BANK NA CINCINNATI CERT DEPOS	DTD 01/23/2018 1.880% 07/23/2018	90333VVV9	A-1+	P-1	01/22/18	01/23/18	50,000,000.00	1.88	258,500.00	50,000,000.00	49,913,436.00
BANK OF NOVA SCOTIA CERT DEPOS	DTD 03/06/2018 2.140% 08/01/2018	06417GM70	A-1	P-1	03/05/18	03/06/18	25,000,000.00	2.14	83,222.22	25,000,000.00	24,978,497.25





## Managed Account Detail of Securities Held

For the Month Ending **April 30, 2018**

SAN BERNARDINO COUNTY - 76990800

Security Type/Description	Dated Date/Coupon/Maturity	CUSIP	S&P Rating	Moody's Rating	Trade Date	Settle Date	Original Cost	YTM at Cost	Accrued Interest	Amortized Cost	Market Value
<b>Certificate of Deposit</b>											
CBA AUSTRALIA NY FLOATING CERT DEPOS DTD 07/25/2017 2.057% 08/01/2018		20271EML0	A-1+	P-1	07/21/17	07/25/17	50,000,000.00	1.38	79,212.00	50,000,000.00	49,958,750.00
SVENSKA HANDELSBANKEN NY CERT DEPOS DTD 02/28/2018 2.125% 08/01/2018		86958JZP7	A-1+	P-1	02/28/18	02/28/18	50,001,059.83	2.12	182,986.11	50,000,633.00	49,952,777.00
TORONTO DOMINION BANK NY FLOATING CD		89113W5C6	A-1+	P-1	07/06/17	07/07/17	50,000,000.00	1.42	72,591.32	50,000,000.00	49,998,250.00
DTD 07/07/2017 2.123% 08/06/2018											
TORONTO DOMINION BANK NY CERT DEPOS		89113XC69	A-1+	P-1	03/28/18	03/28/18	50,000,000.00	2.31	109,083.33	50,000,000.00	49,979,002.00
DTD 03/28/2018 2.310% 09/04/2018											
SVENSKA HANDELSBANKEN NY CERT DEPOS DTD 04/10/2018 2.310% 09/04/2018		86958JC56	A-1+	P-1	04/10/18	04/10/18	50,000,000.00	2.31	67,375.00	50,000,000.00	49,980,368.50
BANK OF NOVA SCOTIA HOUSTON FLOATING CD		06417GYW2	A-1	P-1	09/25/17	09/26/17	25,000,000.00	1.45	7,320.35	25,000,000.00	24,945,125.00
DTD 09/26/2017 2.108% 09/26/2018											
SWEDBANK NY CERT DEPOS DTD 04/04/2018 2.340% 10/01/2018		87019VFD4	A-1+	P-1	04/04/18	04/04/18	25,000,000.00	2.34	43,875.00	25,000,000.00	24,982,829.75
ROYAL BANK OF CANADA NY FLOATING CERT D		78012UDG7	A-1+	P-1	04/17/18	04/18/18	25,000,000.00	2.38	21,441.79	25,000,000.00	25,008,250.00
DTD 04/18/2018 2.378% 11/01/2018											
BANK OF AMERICA NA CERT DEPOS DTD 04/04/2018 2.440% 11/01/2018		06052TZS2	A-1	P-1	04/03/18	04/04/18	50,000,000.00	2.44	91,500.00	50,000,000.00	49,990,241.00
BANK OF MONTREAL CHICAGO CERT DEPOS DTD 12/18/2017 1.990% 12/18/2018		06371EZH3	A-1	P-1	12/18/17	12/18/17	25,000,000.00	1.99	185,180.56	25,000,000.00	24,908,047.50
CBA AUSTRALIA NY FLOATING CERT DEPOS DTD 12/19/2017 2.136% 12/19/2018		20271EMZ9	A-1+	P-1	12/18/17	12/19/17	25,000,000.00	1.76	17,796.92	25,000,000.00	24,954,250.00
WESTPAC BANKING CORP NY FLOATING CD DTD 12/21/2017 2.128% 12/21/2018		96121T5H7	A-1+	P-1	12/20/17	12/21/17	25,000,000.00	1.51	11,823.67	25,000,000.00	24,938,000.00



## Managed Account Detail of Securities Held

For the Month Ending **April 30, 2018**

SAN BERNARDINO COUNTY - 76990800

Security Type/Description	Dated Date/Coupon/Maturity	CUSIP	S&P Rating	Moody's Rating	Trade Date	Settle Date	Original Cost	YTM at Cost	Accrued Interest	Amortized Cost	Market Value
<b>Certificate of Deposit</b>											
ROYAL BANK OF CANADA NY FLT CERT DEPOS	01/03/2018 2.159%	78009N5Z5	A-1+	P-1	01/03/18	01/04/18	25,000,000.00	1.81	41,550.45	25,000,000.00	24,977,050.00
TORONTO DOMINION BANK NY CERT DEPOS	01/25/2018 2.150%	89113XVC5	A-1+	P-1	01/25/18	01/25/18	25,000,000.00	2.15	143,333.33	25,000,000.00	24,913,241.75
COMMONWEALTH BANK OF AUSTRALIA NY FLT C	02/27/2018 2.180%	20271ENE5	A-1+	P-1	02/22/18	02/27/18	50,000,000.00	1.94	12,110.45	50,000,000.00	49,922,750.00
WESTPAC BANKING CORP NY FLT CERT DEPOS	03/06/2018 2.253%	96121T7C6	A-1+	P-1	03/02/18	03/06/18	50,000,000.00	2.05	77,105.21	50,000,000.00	49,913,500.00
ROYAL BANK OF CANADA NY FLT CERT DEPOS	04/09/2018 2.561%	78012UCT0	A-1+	P-1	04/05/18	04/09/18	25,000,000.00	2.56	39,120.74	25,000,000.00	25,006,875.00
NORDEA BK AB (PUBL)/NY FLOATING CD	03/14/2018 2.298%	65590ATJ5	A-1+	P-1	03/13/18	03/14/18	25,000,000.00	2.19	12,768.11	25,000,000.00	25,000,250.00
BANK OF NOVA SCOTIA HOUSTON FLT CD	03/29/2018 2.608%	06417GR34	A-1	P-1	03/28/18	03/29/18	25,000,000.00	2.62	48,741.00	25,000,000.00	25,008,125.00
<b>Security Type Sub-Total</b>							<b>1,480,000,000.00</b>	<b>1.85</b>	<b>3,762,107.47</b>	<b>1,480,000,633.00</b>	<b>1,479,196,446.75</b>
<b>Bank Note</b>											
US BANK NA CALLABLE BANK NOTE	10/24/2017 2.050%	90331HNG4	AA-	A1	10/19/17	10/24/17	39,992,000.00	2.06	18,222.22	39,993,342.40	39,092,280.00
US BANK NA CINCINNATI CALLABLE BANK NOTE	04/26/2018 3.150%	90331HNP4	AA-	A1	04/24/18	04/26/18	14,999,100.00	3.15	6,562.50	14,999,104.05	15,019,005.00
<b>Security Type Sub-Total</b>							<b>55,000,000.00</b>	<b>2.36</b>	<b>24,784.72</b>	<b>54,992,446.45</b>	<b>54,111,285.00</b>



**Managed Account Detail of Securities Held**

For the Month Ending **April 30, 2018**

SAN BERNARDINO COUNTY - 76990800

Security Type/Description	Dated Date/Coupon/Maturity	CUSIP	Par	S&P Rating	Moody's Rating	Trade Date	Settle Date	Original Cost	YTM at Cost	Accrued Interest	Amortized Cost	Market Value
Managed Account Sub-Total			7,262,672,000.00				7,242,175,600.64	17,641,840.88	1.71	17,641,840.88	7,248,608,237.91	7,203,479,665.25
Securities Sub-Total			\$7,262,672,000.00				\$7,242,175,600.64	\$17,641,840.88	1.71%	\$17,641,840.88	\$7,248,608,237.91	\$7,203,479,665.25
Accrued Interest												\$17,641,840.88
Total Investments												\$7,221,121,506.13



## Managed Account Fair Market Value & Analytics

For the Month Ending **April 30, 2018**

SAN BERNARDINO COUNTY - 76990800

Security Type/Description	Dated Date/Coupon/Maturity	CUSIP	Par	Broker	Next Call Date	Market Price	Market Value	Unreal G/L On Cost	Unreal G/L Amort Cost	Effective Duration	Duration to Worst at Mkt	YTM
U.S. Treasury Bond / Note												
US TREASURY NOTES	DTD 02/29/2012 1.375% 02/28/2019	912828SH4	25,000,000.00	TOR DOM		99.28	24,820,300.00	(226,575.00)	(191,804.50)	0.82	0.82	2.25
US TREASURY NOTES	DTD 02/28/2014 1.500% 02/28/2019	912828C24	50,000,000.00	BARCLAYS		99.38	49,687,500.00	(919,921.88)	(529,951.50)	0.82	0.82	2.26
US TREASURY NOTES	DTD 03/31/2014 1.625% 03/31/2019	912828C65	25,000,000.00	TOR DOM		99.41	24,853,525.00	(357,412.50)	(204,583.50)	0.90	0.90	2.27
US TREASURY NOTES	DTD 04/15/2016 0.875% 04/15/2019	912828O52	25,000,000.00	BMO		98.69	24,672,850.00	(125,001.56)	(201,889.00)	0.95	0.95	2.26
UNITED STATES TREASURY NOTES	DTD 05/31/2017 1.250% 05/31/2019	912828X54	25,000,000.00	BARCLAYS		98.86	24,715,825.00	(261,714.06)	(271,718.00)	1.06	1.06	2.32
UNITED STATES TREASURY NOTES	DTD 05/31/2017 1.250% 05/31/2019	912828X54	25,000,000.00	JEFFERIE		98.86	24,715,825.00	(218,845.31)	(241,869.25)	1.06	1.06	2.32
US TREASURY NOTES	DTD 05/31/2012 1.125% 05/31/2019	912828SX9	50,000,000.00	BNP		98.73	49,363,300.00	(437,481.25)	(536,886.00)	1.06	1.06	2.32
US TREASURY NOTES	DTD 06/15/2016 0.875% 06/15/2019	912828R85	25,000,000.00	TD SEC U		98.39	24,598,625.00	(61,531.25)	(246,174.75)	1.11	1.11	2.33
US TREASURY NOTES	DTD 07/02/2012 1.000% 06/30/2019	912828TC4	50,000,000.00	DAIWA		98.47	49,234,400.00	(396,459.38)	(573,716.50)	1.15	1.15	2.34
US TREASURY NOTES	DTD 06/30/2014 1.625% 06/30/2019	912828WS5	50,000,000.00	TD		99.18	49,591,800.00	(652,340.63)	(551,270.50)	1.14	1.14	2.34
US TREASURY NOTES	DTD 06/30/2014 1.625% 06/30/2019	912828WS5	50,000,000.00	BMO		99.18	49,591,800.00	(619,137.50)	(532,684.50)	1.14	1.14	2.34
US TREASURY N/B NOTES	DTD 06/30/2017 1.250% 06/30/2019	912828XV7	50,000,000.00	DEUTSCHE		98.76	49,378,900.00	(191,412.50)	(293,966.50)	1.15	1.15	2.33
US TREASURY N/B	DTD 09/15/2016 0.875% 09/15/2019	9128282G4	25,000,000.00	BARCLAYS		97.95	24,488,275.00	(233,404.69)	(318,372.25)	1.35	1.35	2.40
US TREASURY NOTES	DTD 10/31/2014 1.500% 10/31/2019	912828F62	25,000,000.00	MERRILL		98.64	24,661,125.00	(307,625.00)	(322,415.75)	1.47	1.47	2.43
US TREASURY NOTES	DTD 10/31/2014 1.500% 10/31/2019	912828F62	25,000,000.00	DAIWA		98.64	24,661,125.00	(238,289.06)	(261,516.00)	1.47	1.47	2.43
US TREASURY NOTES	DTD 11/30/2012 1.000% 11/30/2019	912828UB4	25,000,000.00	BMO		97.79	24,446,300.00	(454,090.63)	(501,507.00)	1.55	1.55	2.43
US TREASURY N/B	DTD 12/15/2016 1.375% 12/15/2019	912828U73	25,000,000.00	SOC GEN		98.30	24,576,175.00	(372,067.19)	(385,857.75)	1.59	1.59	2.44



## Managed Account Fair Market Value & Analytics

For the Month Ending **April 30, 2018**

SAN BERNARDINO COUNTY - 76990800

Security Type/Description	Dated Date/Coupon/Maturity	CUSIP	Par	Broker	Next Call Date	Market Price	Market Value	Unreal G/L On Cost	Unreal G/L Amort Cost	Effective Duration	Duration to Worst at Mkt	YTM
<b>U.S. Treasury Bond / Note</b>												
US TREASURY N/B NOTES	DTD 01/17/2017 1.375% 01/15/2020	912828V31	50,000,000.00	MORGANST		98.21	49,103,500.00	(273,453.13)	(362,585.50)	1.67	1.67	2.45
US TREASURY NOTES	DTD 02/15/2017 1.375% 02/15/2020	912828W22	50,000,000.00	BARCLAYS		98.08	49,039,050.00	(298,840.63)	(389,418.50)	1.75	1.75	2.48
US TREASURY NOTES	DTD 03/02/2015 1.375% 02/29/2020	912828J50	25,000,000.00	BNP DIR		98.03	24,507,800.00	(350,598.44)	(407,027.50)	1.79	1.79	2.48
US TREASURY NOTES	DTD 04/30/2015 1.375% 04/30/2020	912828K58	50,000,000.00	MORGANST		97.81	48,906,250.00	(769,531.25)	(896,100.50)	1.95	1.95	2.50
US TREASURY NOTES	DTD 04/30/2013 1.125% 04/30/2020	912828VA5	50,000,000.00	BMO		97.32	48,660,150.00	(160,162.50)	(286,974.50)	1.96	1.96	2.51
US TREASURY NOTES	DTD 05/31/2013 1.375% 05/31/2020	912828VF4	50,000,000.00	MORGAN_S		97.69	48,843,750.00	(166,015.63)	(206,600.00)	2.03	2.03	2.52
US TREASURY NOTES	DTD 06/01/2015 1.500% 05/31/2020	912828XE5	50,000,000.00	BNY		97.93	48,964,850.00	(1,946.88)	(8,599.50)	2.02	2.02	2.53
US TREASURY NOTES	DTD 07/01/2013 1.875% 06/30/2020	912828VJ6	50,000,000.00	JEFFERIE		98.63	49,312,500.00	(199,218.75)	(218,702.50)	2.10	2.10	2.53
US TREASURY NOTES	DTD 07/01/2013 1.875% 06/30/2020	912828VJ6	50,000,000.00	JPM		98.63	49,312,500.00	13,671.87	9,291.50	2.10	2.10	2.53
US TREASURY NOTES	DTD 07/31/2013 2.000% 07/31/2020	912828VP2	50,000,000.00	BK AMER		98.82	49,408,200.00	3,903.12	325.50	2.18	2.18	2.54
US TREASURY NOTES	DTD 08/16/2010 2.625% 08/15/2020	912828NT3	25,000,000.00	BNP DIR		100.17	25,042,975.00	(678,704.69)	(415,699.00)	2.20	2.20	2.55
US TREASURY NOTES	DTD 10/31/2013 1.750% 10/31/2020	912828WC0	50,000,000.00	BARCLAYS		97.99	48,994,150.00	(1,001,943.75)	(1,002,640.50)	2.43	2.43	2.59
US TREASURY NOTES	DTD 11/30/2015 1.625% 11/30/2020	912828M98	25,000,000.00	BARCLAYS		97.60	24,400,400.00	(355,459.38)	(437,729.25)	2.49	2.49	2.59
US TREASURY N/B	DTD 02/29/2016 1.125% 02/28/2021	912828P87	25,000,000.00	BARCLAYS		95.94	23,984,375.00	(389,648.44)	(468,105.50)	2.76	2.76	2.62
US TREASURY NOTES	DTD 05/31/2016 1.375% 05/31/2021	912828R77	25,000,000.00	RBC CAP		96.24	24,060,550.00	(274,410.94)	(471,887.00)	2.97	2.97	2.65
US TREASURY NOTES	DTD 06/02/2014 2.000% 05/31/2021	912828WN6	50,000,000.00	BARCLAYS		98.08	49,041,000.00	(1,406,265.63)	(1,270,146.00)	2.94	2.94	2.65
US TREASURY N/B	DTD 09/30/2016 1.125% 09/30/2021	912828T34	25,000,000.00	MIZUHO		94.91	23,726,550.00	(471,692.19)	(556,232.00)	3.31	3.31	2.69



## Managed Account Fair Market Value & Analytics

For the Month Ending **April 30, 2018**

SAN BERNARDINO COUNTY - 76990800

Security Type/Description	Dated Date/Coupon/Maturity	CUSIP	Par	Broker	Next Call Date	Market Price	Market Value	Unreal G/L On Cost	Unreal G/L Amort Cost	Effective Duration	Duration to Worst at Mkt	YTM
<b>U.S. Treasury Bond / Note</b>												
US TREASURY NOTES	DTD 12/01/2014 1.875% 11/30/2021	912828G53	25,000,000.00	BMO		97.24	24,310,550.00	(423,825.00)	(494,307.00)	3.41	3.41	2.69
US TREASURY NOTES	DTD 02/02/2015 1.500% 01/31/2022	912828H86	50,000,000.00	TD SEC U		95.68	47,841,800.00	(937,496.88)	(1,223,346.50)	3.60	3.60	2.72
US TREASURY N/B NOTES	DTD 02/28/2017 1.875% 02/28/2022	912828W55	25,000,000.00	CITIGRP		96.95	24,236,325.00	(586,917.19)	(603,893.25)	3.65	3.65	2.72
US TREASURY N/B NOTES	DTD 11/02/2015 1.875% 10/31/2022	912828M49	25,000,000.00	BMO_DJR		96.25	24,061,525.00	(677,732.81)	(699,121.50)	4.27	4.27	2.77
<b>Security Type Sub-Total</b>			<b>1,400,000,000.00</b>			<b>1,373,816,400.00</b>	<b>(15,479,598.51)</b>	<b>(16,575,682.25)</b>		<b>1.90</b>	<b>1.90</b>	<b>2.47</b>

### Supra-National Agency Bond / Note

INTL BANK OF RECON AND DEV GLOBAL NOTES	DTD 04/30/2015 1.000% 06/15/2018	459058EJ8	25,000,000.00	TOR DOM		99.88	24,969,700.00	171,250.00	(20,239.00)	0.12	0.12	1.96
INTL BANK OF RECON AND DEV GLOBAL NOTES	DTD 04/30/2015 1.000% 06/15/2018	459058EJ8	25,000,000.00	DEUTSCHE		99.88	24,969,700.00	171,200.00	(20,241.50)	0.12	0.12	1.96
INTL BANK OF RECON AND DEV GLOBAL NOTES	DTD 04/30/2015 1.000% 06/15/2018	459058EJ8	40,000,000.00	BMO		99.88	39,951,520.00	(56,880.00)	(48,985.20)	0.12	0.12	1.96
INTL BANK OF RECON AND DEV GLOBAL NOTES	DTD 04/30/2015 1.000% 06/15/2018	459058EJ8	50,000,000.00	BARCLAYS		99.88	49,939,400.00	24,900.00	(57,204.50)	0.12	0.12	1.96
INTL BANK OF RECON AND DEV SN NOTES	DTD 04/19/2016 0.875% 07/19/2018	459058FE8	25,000,000.00	BNP DJR		99.74	24,936,175.00	46,368.25	(52,632.50)	0.22	0.22	2.04
INTL BANK OF RECON AND DEV SN NOTES	DTD 04/19/2016 0.875% 07/19/2018	459058FE8	50,000,000.00	BKWEST		99.74	49,872,350.00	(39,150.00)	(119,044.00)	0.22	0.22	2.04
INTER-AMERICAN DEVELOPMENT BANK	DTD 08/24/2011 1.750% 08/24/2018	4581X0BR8	25,000,000.00	BKWEST		99.87	24,968,650.00	(401,939.25)	(84,135.00)	0.31	0.31	2.14
INTL BANK OF RECONSTRUCTION AND DEV NT	DTD 10/07/2015 1.000% 10/05/2018	459058ER0	50,000,000.00	BK AMER		99.51	49,756,250.00	(158,750.00)	(231,446.00)	0.43	0.43	2.14



## Managed Account Fair Market Value & Analytics

For the Month Ending **April 30, 2018**

**SAN BERNARDINO COUNTY - 76990800**

Security Type/Description	Dated Date/Coupon/Maturity	CUSIP	Par	Broker	Next Call Date	Market Price	Market Value	Unreal G/L On Cost	Unreal G/L Amort Cost	Effective Duration	Duration to Worst at Mkt	YTM
<b>Supra-National Agency Bond / Note</b>												
INTL BK OF REC & DEV NOTE (EX-CALLABLE)		459058FC2	25,000,000.00	DEUTSCHE		98.91	24,727,375.00	(220,125.00)	(255,139.50)	0.97	0.97	2.37
DTD 04/26/2016 1.250% 04/26/2019												
INTER-AMERICAN DEVELOPMENT BANK		458182DX7	25,000,000.00	BNP DIR		98.49	24,622,175.00	(220,700.00)	(322,365.75)	1.02	1.02	2.49
DTD 04/12/2016 1.000% 05/13/2019												
INTER-AMERICAN DEVELOPMENT BANK		458182DX7	100,000,000.00	BMO		98.49	98,488,700.00	(1,211,300.00)	(1,409,660.00)	1.02	1.02	2.49
DTD 04/12/2016 1.000% 05/13/2019												
INTL BANK OF RECON AND DEV		45905UUV4	50,000,000.00	TOR DOM		98.48	49,237,500.00	(762,500.00)	(762,500.00)	1.21	1.21	2.69
DTD 01/25/2016 1.430% 07/25/2019												
INTL BANK OF RECON AND DEV GLOBAL		459058EV1	25,000,000.00	BARCLAYS		98.51	24,627,525.00	(251,725.00)	(329,103.75)	1.21	1.21	2.48
NOTES												
DTD 01/28/2016 1.250% 07/26/2019												
INTL BANK OF RECON AND DEV SN NOTE		459058FK4	50,000,000.00	TOR DOM		97.97	48,984,800.00	(922,700.00)	(976,255.50)	1.27	1.27	2.48
DTD 07/13/2016 0.875% 08/15/2019												
INTER-AMERICAN DEVELOPMENT BANK		4581XOCR7	25,000,000.00	DEUTSCHE		98.19	24,547,625.00	(103,375.00)	(318,120.00)	1.43	1.43	2.52
DTD 10/15/2015 1.250% 10/15/2019												
INTER-AMERICAN DEVELOPMENT BANK		4581XOCR7	25,000,000.00	TOR DOM		98.19	24,547,625.00	(198,375.00)	(347,072.25)	1.43	1.43	2.52
DTD 10/15/2015 1.250% 10/15/2019												
INTL BANK OF RECON AND DEV GLOBAL		459058FS7	50,000,000.00	CITIGRP		97.82	48,911,650.00	(982,850.00)	(1,034,017.00)	1.54	1.54	2.54
NOTES												
DTD 10/27/2016 1.125% 11/27/2019												
INTL BANK OF RECON AND DEV GLOBAL		459058FA6	25,000,000.00	TOR DOM		97.73	24,431,725.00	(491,775.00)	(531,123.50)	1.87	1.87	2.60
NOTES												
DTD 03/30/2016 1.375% 03/30/2020												
INTL BK RECON & DEVELOP NOTES		459058FZ1	25,000,000.00	BNP		98.59	24,648,200.00	(330,050.00)	(337,643.25)	1.92	1.92	2.61
DTD 03/21/2017 1.875% 04/21/2020												
INTER-AMERICAN DEVEL BK NOTE		4581XOCX4	25,000,000.00	RBC		98.20	24,550,250.00	(390,500.00)	(410,305.75)	1.97	1.97	2.54
DTD 04/12/2017 1.625% 05/12/2020												
INTL BANK OF RECON AND DEV GLOBAL		459058GA5	25,000,000.00	JPMCHASE		97.61	24,402,600.00	(592,150.00)	(593,317.75)	2.27	2.27	2.68
NOTES												
DTD 08/29/2017 1.625% 09/04/2020												
INTERNATIONAL FINANCE CORPORATION		45950KCM0	25,000,000.00	BK AMER		98.69	24,671,800.00	(254,700.00)	(261,043.75)	2.62	2.62	2.75
NOTE												
DTD 01/25/2018 2.250% 01/25/2021												





## Managed Account Fair Market Value & Analytics

For the Month Ending **April 30, 2018**

SAN BERNARDINO COUNTY - 76990800

Security Type/Description	Dated Date/Coupon/Maturity	CUSIP	Par	Broker	Next Call Date	Market Price	Market Value	Unreal G/L On Cost	Unreal G/L Amort Cost	Effective Duration	Duration to Worst at Mkt	YTM
<b>Supra-National Agency Bond / Note</b>												
INTER-AMERICAN DEVELOPMENT BANK		4581X0DB1	50,000,000.00	CITIGRP		99.46	49,728,950.00	(161,050.00)	(162,231.50)	2.83	2.83	2.82
NOTE												
DTD 04/19/2018 2.625% 04/19/2021												
INTL BANK OF RECON AND DEV GLOBAL		459058GF4	20,000,000.00	DEUTSCHE		97.40	19,479,440.00	(475,560.00)	(479,710.40)	3.42	3.42	2.89
NOTES												
DTD 12/13/2017 2.125% 12/13/2021												

**Security Type Sub-Total**      **860,000,000.00**      **849,971,685.00**      **(7,812,436.00)**      **(9,163,537.35)**      **1.15**      **1.15**      **1.15**      **2.39**

<b>NOW Account</b>												
BANK OF THE WEST MONEY MARKET FUND		BKOFWEST7	2,000.00	DIRECT		1.00	2,000.00	0.00	0.00	0.00	0.00	1.88
BANK OF THE WEST MONEY MARKET FUND		BKOFWEST7	14,998,000.00	DIRECT		1.00	14,998,000.00	0.00	0.00	0.00	0.00	1.88
BANK OF THE WEST MONEY MARKET FUND		BKOFWEST7	20,000,000.00	DIRECT		1.00	20,000,000.00	0.00	0.00	0.00	0.00	1.88
BANK OF THE WEST MONEY MARKET FUND		BKOFWEST7	35,000,000.00	DIRECT		1.00	35,000,000.00	0.00	0.00	0.00	0.00	1.88
BANK OF THE WEST MONEY MARKET FUND		BKOFWEST7	50,000,000.00	DIRECT		1.00	50,000,000.00	0.00	0.00	0.00	0.00	1.88
BANK OF THE WEST MONEY MARKET FUND		BKOFWEST7	80,000,000.00	DIRECT		1.00	80,000,000.00	0.00	0.00	0.00	0.00	1.88

**Security Type Sub-Total**      **200,000,000.00**      **200,000,000.00**      **0.00**      **0.00**      **0.00**      **0.00**      **1.88**

<b>Money Market Mutual Fund</b>												
FIDELITY GOVT MM FUND 2642		31607A703	1,000,000.00			1.00	1,000,000.00	0.00	0.00	0.00	0.00	1.58
FEDERATED GOVT OBLIGATIONS FUND		608919718	1,000,000.00			1.00	1,000,000.00	0.00	0.00	0.00	0.00	1.56

**Security Type Sub-Total**      **2,000,000.00**      **2,000,000.00**      **0.00**      **0.00**      **0.00**      **0.00**      **1.57**

<b>Joint Powers Authority</b>												
CALIFORNIA ASSET MANAGEMENT PROGRAM		CAMPMF025	18,000,000.00	DIRECT		1.00	18,000,000.00	0.00	0.00	0.00	0.00	1.92
CALIFORNIA ASSET MANAGEMENT PROGRAM		CAMPMF025	24,000,000.00	DIRECT		1.00	24,000,000.00	0.00	0.00	0.00	0.00	1.92
CALIFORNIA ASSET MANAGEMENT PROGRAM		CAMPMF025	45,000,000.00	DIRECT		1.00	45,000,000.00	0.00	0.00	0.00	0.00	1.92
CALIFORNIA ASSET MANAGEMENT PROGRAM		CAMPMF025	50,000,000.00	DIRECT		1.00	50,000,000.00	0.00	0.00	0.00	0.00	1.92

**PFM Asset Management LLC**      Account **76990800** Page **28**





## Managed Account Fair Market Value & Analytics

For the Month Ending **April 30, 2018**

SAN BERNARDINO COUNTY - 76990800

Security Type/Description	CUSIP	Par	Broker	Next Call Date	Market Price	Market Value	Unreal G/L On Cost	Unreal G/L Amort Cost	Effective Duration	Duration to Worst at Mkt	YTM
<b>Joint Powers Authority</b>											
CALIFORNIA ASSET MANAGEMENT PROGRAM	CAMPMF025	50,000,000.00	DIRECT		1.00	50,000,000.00	0.00	0.00	0.00	0.00	1.92
<b>Security Type Sub-Total</b>		<b>187,000,000.00</b>				<b>187,000,000.00</b>	<b>0.00</b>	<b>0.00</b>	<b>0.00</b>	<b>0.00</b>	<b>1.92</b>
<b>Federally Insured Cash Account</b>											
STONECASTLE FICA	FICAMF003	50,000,000.00	OTHER		1.00	50,000,000.00	0.00	0.00	0.00	0.00	0.95
<b>Security Type Sub-Total</b>		<b>50,000,000.00</b>				<b>50,000,000.00</b>	<b>0.00</b>	<b>0.00</b>	<b>0.00</b>	<b>0.00</b>	<b>0.95</b>
<b>Federal Agency Discount Note</b>											
FEDERAL FARM CREDIT BANKS DISC NOTE	313313C63	15,000,000.00	UBS		99.41	14,911,350.60	82,033.93	(17,424.45)	0.30	0.30	1.91
-- 0.000% 08/20/2018											
<b>Security Type Sub-Total</b>		<b>15,000,000.00</b>				<b>14,911,350.60</b>	<b>82,033.93</b>	<b>(17,424.45)</b>	<b>0.30</b>	<b>0.30</b>	<b>1.91</b>
<b>Federal Agency Bond / Note</b>											
FHLB NOTES	3130A57K9	25,000,000.00	WELLSFAR		99.99	24,998,400.00	(8,100.00)	(1,618.25)	0.01	0.01	1.57
DTD 05/04/2015 1.000% 05/04/2018											
FICB NOTES	3133EEJ50	25,000,000.00	DAIWA		99.98	24,995,100.00	14,600.00	(4,717.00)	0.03	0.03	1.66
DTD 05/11/2015 1.030% 05/11/2018											
FICB NOTES	3133EEJ50	25,000,000.00	JPMCHASE		99.98	24,995,100.00	40,525.00	(4,473.75)	0.03	0.03	1.66
DTD 05/11/2015 1.030% 05/11/2018											
FHLB NOTES	313379DT3	25,000,000.00	DEUTSCHE		99.95	24,987,325.00	(237,675.00)	(23,878.00)	0.11	0.11	1.72
DTD 05/04/2012 1.250% 06/08/2018											
FHLB NOTES	3130A8BD4	35,000,000.00	CITIGRP		99.86	34,951,070.00	35,420.00	(42,368.90)	0.16	0.16	1.73
DTD 05/27/2016 0.875% 06/29/2018											
FNMA NOTES (EX-CALLABLE) GLOBAL NOTES	3135G0M75	28,325,000.00	JPMCHASE		99.75	28,254,867.30	(10,650.20)	(62,965.91)	0.24	0.24	1.90
DTD 07/27/2016 0.875% 07/27/2018											
FHLB NOTES	3130A8PK3	25,000,000.00	BARCLAYS		99.65	24,911,475.00	(36,525.00)	(81,819.50)	0.27	0.27	1.94
DTD 07/08/2016 0.625% 08/07/2018											
FHLB NOTES	3130A6AE7	25,000,000.00	TOR DOM		99.69	24,922,125.00	(149,875.00)	(91,717.25)	0.37	0.37	1.97
DTD 08/07/2015 1.125% 09/14/2018											



## Managed Account Fair Market Value & Analytics

For the Month Ending **April 30, 2018**

SAN BERNARDINO COUNTY - 76990800

Security Type/Description	Dated Date/Coupon/Maturity	CUSIP	Par	Broker	Next Call Date	Market Price	Market Value	Unreal G/L On Cost	Unreal G/L Amort Cost	Effective Duration	Duration to Worst at Mkt	YTM
<b>Federal Agency Bond / Note</b>												
FHLMC REFERENCE NOTES	DTD 09/16/2016 0.875% 10/12/2018	3137EAED7	50,000,000.00	BARCLAYS		99.47	49,735,800.00	(242,700.00)	(259,514.00)	0.45	0.45	2.06
FNMA BENCHMARK NOTE	DTD 09/01/2015 1.125% 10/19/2018	3135G0E58	12,000,000.00	ICAP		99.59	11,951,376.00	(21,264.00)	(44,447.40)	0.47	0.47	2.00
FNMA BENCHMARK NOTE	DTD 09/01/2015 1.125% 10/19/2018	3135G0E58	25,000,000.00	DEUTSCHE		99.59	24,898,700.00	(44,550.00)	(92,637.00)	0.47	0.47	2.00
FHLMC NOTES (EX-CALLABLE)	DTD 04/26/2016 1.050% 10/26/2018	3134G8YU7	50,000,000.00	JPMCHASE		99.45	49,723,850.00	(241,150.00)	(269,271.00)	0.48	0.48	2.19
FHLB NOTES	DTD 12/08/2016 1.250% 01/16/2019	3130AAE46	50,000,000.00	BK AMER		99.35	49,672,900.00	(325,100.00)	(326,366.50)	0.70	0.70	2.18
FNMA BENCHMARK NOTE	DTD 02/23/2016 1.000% 02/26/2019	3135G0J53	25,000,000.00	JPMCHASE		99.00	24,750,575.00	(190,425.00)	(233,168.50)	0.81	0.81	2.23
FHLMC NOTES (EX-CALLABLE)	DTD 02/28/2017 1.375% 02/28/2019	3134GA6H2	25,000,000.00	MORGANST		99.32	24,829,825.00	(170,175.00)	(170,175.00)	0.82	0.82	2.21
FEDERAL HOME LOAN BANK NOTES	DTD 02/06/2012 1.500% 03/08/2019	3133782M2	25,000,000.00	DEUTSCHE		99.36	24,839,150.00	(212,600.00)	(182,910.25)	0.84	0.84	2.26
FEDERAL HOME LOAN BANK NOTES	DTD 02/06/2012 1.500% 03/08/2019	3133782M2	25,000,000.00	MORGANST		99.36	24,839,150.00	(213,350.00)	(184,135.75)	0.84	0.84	2.26
FHLB NOTES	DTD 03/10/2017 1.375% 03/18/2019	3130AAXX1	75,000,000.00	CITIGRP		99.24	74,432,025.00	(393,975.00)	(491,559.00)	0.87	0.87	2.24
FREDDIE MAC NOTES	DTD 03/21/2016 1.125% 04/15/2019	3137EADZ9	25,000,000.00	JPMCHASE		98.90	24,724,200.00	(267,550.00)	(273,184.25)	0.94	0.94	2.30
FFCB BONDS	DTD 04/17/2017 1.320% 04/17/2019	3133EHFK4	25,000,000.00	MORGANST		99.14	24,785,125.00	(193,125.00)	(204,350.50)	0.95	0.95	2.23
FEDERAL HOME LOAN BANK AGENCY NOTES	DTD 05/12/2017 1.375% 05/28/2019	3130ABF92	45,000,000.00	BK AMER		98.98	44,540,235.00	(374,715.00)	(414,688.50)	1.06	1.06	2.34
FHLB GLOBAL NOTE	DTD 06/03/2016 1.125% 06/21/2019	3130A8DB6	50,000,000.00	WELLSFAR		98.64	49,322,000.00	(657,000.00)	(670,048.00)	1.12	1.12	2.33
FFCB BONDS	DTD 07/24/2017 1.400% 07/24/2019	3133EHSC8	25,000,000.00	OTHER		98.79	24,697,625.00	(284,125.00)	(291,088.50)	1.21	1.21	2.40
FREDDIE MAC GLOBAL NOTES	DTD 07/30/2012 1.250% 08/01/2019	3137EADK2	23,347,000.00	MORGANST		98.60	23,020,889.10	(103,100.36)	(254,585.03)	1.23	1.23	2.39



## Managed Account Fair Market Value & Analytics

For the Month Ending **April 30, 2018**

SAN BERNARDINO COUNTY - 76990800

Security Type/Description	Dated Date/Coupon/Maturity	CUSIP	Par	Broker	Next Call Date	Market Price	Market Value	Unreal G/L On Cost	Unreal G/L Amort Cost	Effective Duration	Duration to Worst at Mkt	YTM
<b>Federal Agency Bond / Note</b>												
FREDDIE MAC NOTES	DTD 07/19/2017 1.375% 08/15/2019	3137EAEH8	10,000,000.00	BNY		98.69	9,868,810.00	(109,590.00)	(116,379.10)	1.27	1.27	2.41
FREDDIE MAC NOTES	DTD 07/19/2017 1.375% 08/15/2019	3137EAEH8	75,000,000.00	JPM		98.69	74,016,075.00	(873,675.00)	(914,844.00)	1.27	1.27	2.41
FNMA NOTES	DTD 09/02/2016 1.000% 08/28/2019	3135G0P49	50,000,000.00	DEUTSCHE		98.17	49,087,000.00	(835,000.00)	(878,121.00)	1.30	1.30	2.41
FREDDIE MAC GLOBAL NOTES	DTD 10/02/2012 1.250% 10/02/2019	3137EADM8	10,000,000.00	OTHER		98.34	9,834,310.00	(114,690.00)	(129,594.50)	1.40	1.40	2.44
FEDERAL HOME LOAN BANK NOTES	DTD 10/13/2017 1.500% 10/21/2019	3130ACM92	50,000,000.00	CITIGRP		98.62	49,312,150.00	(599,350.00)	(623,195.00)	1.45	1.45	2.46
FANNIE MAE GLOBAL NOTES	DTD 10/25/2016 1.000% 10/24/2019	3135G0R39	25,000,000.00	BARCLAYS		97.88	24,470,675.00	(462,325.00)	(495,955.75)	1.46	1.46	2.46
FHLB NOTES	DTD 11/17/2016 1.375% 11/15/2019	3130AA3R7	35,000,000.00	BK AMER		98.44	34,453,300.00	(538,650.00)	(542,517.15)	1.50	1.50	2.41
FEDERAL FARM CREDIT BANKS FLOATING NOTE	DTD 03/19/2018 1.836% 11/19/2019	3133EIGR4	10,000,000.00	JEFFERIE		99.97	9,997,040.00	(2,960.00)	(2,960.00)	0.08	1.53	1.88
FFCB NOTES	DTD 12/12/2017 1.875% 12/12/2019	3133EH2S1	50,000,000.00	JEFFERIE		99.01	49,502,550.00	(448,135.50)	(457,519.50)	1.57	1.57	2.51
FHLB NOTES	DTD 12/30/2013 2.375% 12/13/2019	3130A0JR2	25,000,000.00	TD		99.78	24,944,575.00	(351,125.00)	(287,124.25)	1.56	1.56	2.51
FREDDIE MAC NOTES	DTD 01/17/2017 1.500% 01/17/2020	3137EAEES	25,000,000.00	CITIGRP		98.36	24,589,750.00	(383,250.00)	(394,702.50)	1.67	1.67	2.48
FNMA NOTES	DTD 01/12/2015 1.625% 01/21/2020	3135G0A78	25,000,000.00	TOR DOM		98.56	24,640,350.00	(363,750.00)	(361,459.25)	1.68	1.68	2.48
FHLB NOTES	DTD 02/09/2018 2.125% 02/11/2020	3130ADN32	75,000,000.00	BARCLAYS		99.32	74,488,350.00	(374,400.00)	(389,747.25)	1.73	1.73	2.52
FNMA NOTES	DTD 02/28/2017 1.500% 02/28/2020	3135G0T29	40,000,000.00	JPMCHASE		98.21	39,284,080.00	(690,320.00)	(700,212.00)	1.78	1.78	2.51
FEDERAL HOME LOAN BANKS NOTES	DTD 03/16/2018 2.375% 03/30/2020	3130ADUJ9	30,000,000.00	CITI		99.73	29,919,660.00	(74,940.00)	(75,295.20)	1.86	1.86	2.52
FHLMC AGENCY NOTES	DTD 04/20/2017 1.375% 04/20/2020	3137EAEF2	25,000,000.00	TD SEC U		97.81	24,451,425.00	(463,075.00)	(492,020.00)	1.93	1.93	2.52



## Managed Account Fair Market Value & Analytics

For the Month Ending April 30, 2018

SAN BERNARDINO COUNTY - 76990800

Security Type/Description	Dated Date/Coupon/Maturity	CUSIP	Next Call Date	Market Price	Market Value	Unreal G/L On Cost	Unreal G/L Amort Cost	Effective Duration	Duration to Worst at Mkt	YTM
<b>Federal Agency Bond / Note</b>										
FHLMC NOTES	3137EAE7	35,000,000.00	CITIGRP	99.90	34,965,560.00	(26,740.00)	(26,868.10)	1.92	1.92	2.55
DTD 04/19/2018 2.500% 04/23/2020										
FFCB BONDS	3133EHJA2	25,000,000.00	JPM	98.01	24,501,750.00	(484,525.00)	(488,940.75)	1.96	1.96	2.57
DTD 05/08/2017 1.550% 05/08/2020										
FNMA NOTES	3135GOT60	75,000,000.00	BARCLAYS	97.59	73,194,975.00	(1,577,775.00)	(1,633,651.50)	2.18	2.18	2.61
DTD 08/01/2017 1.500% 07/30/2020										
FHLB NOTES	3130ADT93	10,000,000.00	JEFFERIE	99.60	9,959,500.00	(34,283.00)	(34,599.90)	2.28	2.28	2.58
DTD 03/14/2018 2.400% 09/14/2020										
FHLB NOTES	3130ACE26	40,000,000.00	BARCLAYS	97.10	38,841,760.00	(1,029,840.00)	(1,056,488.00)	2.35	2.35	2.62
DTD 09/08/2017 1.375% 09/28/2020										
FHLMC NOTES	3137EAEK1	50,000,000.00	CITI	98.07	49,034,450.00	(917,550.00)	(924,759.50)	2.44	2.44	2.66
DTD 11/15/2017 1.875% 11/17/2020										
FHLB CALLABLE NOTES	3130ADVF9	25,000,000.00	DEUTSCHE	98.73	24,682,425.00	(317,575.00)	(317,575.00)	2.56	2.63	2.73
DTD 01/29/2018 2.250% 01/29/2021			01/29/20							
FREDDIE MAC NOTES	3137EAEI9	50,000,000.00	BARCLAYS	99.18	49,589,750.00	(278,250.00)	(287,138.00)	2.67	2.67	2.68
DTD 02/16/2018 2.375% 02/16/2021										
FEDERAL FARM CREDIT BANKS NOTES	3133EJJD2	50,000,000.00	BK AMER	99.46	49,729,150.00	(283,350.00)	(283,058.50)	2.80	2.80	2.73
DTD 04/05/2018 2.540% 04/05/2021										
FANNIE MAE NOTES	3135GOU27	50,000,000.00	BARCLAYS	99.41	49,706,250.00	(219,250.00)	(220,452.50)	2.82	2.82	2.71
DTD 04/13/2018 2.500% 04/13/2021										
<b>Security Type Sub-Total</b>		<b>1,738,672,000.00</b>			<b>1,720,844,557.40</b>	<b>(16,141,558.06)</b>	<b>(16,810,865.94)</b>	<b>1.34</b>	<b>1.35</b>	<b>2.35</b>

<b>Corporate Note</b>										
BERKSHIRE HATHAWAY INC GLOBAL NOTES	084670BX5	10,000,000.00	WELLSFAR	99.66	9,965,700.00	(33,100.00)	(34,125.20)	0.29	0.29	2.33
DTD 08/15/2016 1.150% 08/15/2018										
MICROSOFT CORP NOTES	594918BF0	1,000,000.00	CITIGRP	99.63	996,254.00	(5,386.00)	(4,026.93)	0.50	0.50	2.04
DTD 11/03/2015 1.300% 11/03/2018										
MICROSOFT CORP NOTES	594918BF0	1,000,000.00	VINING	99.63	996,254.00	(5,416.00)	(4,032.06)	0.50	0.50	2.04
DTD 11/03/2015 1.300% 11/03/2018										
MICROSOFT CORP NOTES	594918BF0	3,500,000.00	ICAP	99.63	3,486,889.00	(18,536.00)	(14,040.32)	0.50	0.50	2.04
DTD 11/03/2015 1.300% 11/03/2018										



## Managed Account Fair Market Value & Analytics

For the Month Ending **April 30, 2018**

SAN BERNARDINO COUNTY - 76990800

Security Type/Description	Dated Date/Coupon/Maturity	CUSIP	Par	Broker	Next Call Date	Market Price	Market Value	Unreal G/L On Cost	Unreal G/L Amort Cost	Effective Duration	Duration to Worst at Mkt	YTM
<b>Corporate Note</b>												
MICROSOFT CORP NOTES	DTD 11/03/2015 1.300% 11/03/2018	594918BF0	4,500,000.00	MERRILL		99.63	4,483,143.00	(23,607.00)	(18,013.32)	0.50	0.50	2.04
MICROSOFT CORP NOTES	DTD 11/03/2015 1.300% 11/03/2018	594918BF0	5,000,000.00	UBS AG		99.63	4,981,270.00	(25,780.00)	(19,937.80)	0.50	0.50	2.04
MICROSOFT CORP NOTES	DTD 11/03/2015 1.300% 11/03/2018	594918BF0	5,000,000.00	BARCLAYS		99.63	4,981,270.00	(26,480.00)	(20,057.60)	0.50	0.50	2.04
MICROSOFT CORP NOTES	DTD 11/03/2015 1.300% 11/03/2018	594918BF0	5,000,000.00	LOOP CAP		99.63	4,981,270.00	(27,230.00)	(20,186.00)	0.50	0.50	2.04
MICROSOFT CORP NOTES	DTD 08/08/2016 1.100% 08/08/2019	594918BN3	20,000,000.00	MERRILL		98.22	19,644,780.00	(334,620.00)	(346,420.20)	1.25	1.25	2.53
WAL-MART STORES INC CORP NOTE	DTD 10/20/2017 1.750% 10/09/2019	931142DY6	7,000,000.00	MORGANST		99.01	6,930,735.00	(69,125.00)	(69,151.11)	1.41	1.41	2.45
MICROSOFT CORP NOTES	DTD 02/06/2017 1.850% 02/06/2020	594918BV5	15,000,000.00	BARCLAYS		98.68	14,802,060.00	(187,890.00)	(191,964.90)	1.72	1.72	2.62
JPMORGAN CHASE & CO CALLABLE FLT CORP	DTD 02/13/2018 2.070% 02/13/2020	48125LRM6	10,000,000.00	JPMCHASE	02/13/19	100.08	10,007,770.00	7,770.00	7,770.00	0.25	0.78	2.06
JOHNSON & JOHNSON CORP NOTE	DTD 11/10/2017 1.950% 11/10/2020	478160CH5	3,000,000.00	JPM		97.97	2,939,133.00	(57,657.00)	(58,152.78)	2.42	2.42	2.79
<b>Security Type Sub-Total</b>			<b>90,000,000.00</b>			<b>89,196,528.00</b>	<b>(807,057.00)</b>	<b>(792,338.22)</b>		<b>0.95</b>	<b>1.01</b>	<b>2.34</b>

### Commercial Paper

JP MORGAN SECURITIES LLC COMM PAPER	DTD 09/06/2017 0.000% 05/01/2018	46640QE15	25,000,000.00	JPMCHASE		100.00	24,998,775.00	163,483.33	(1,225.00)	0.00	0.00	1.76
TOYOTA MOTOR CREDIT CORP COMM PAPER	-- 0.000% 05/01/2018	89233HE18	25,000,000.00	TOYOTA		100.00	24,998,850.00	106,975.00	(1,150.00)	0.00	0.00	1.66
EXXON MOBIL CORP COMM PAPER	DTD 03/20/2018 0.000% 05/01/2018	30229BE11	25,000,000.00	EXXON		100.00	24,998,775.00	52,823.61	(1,225.00)	0.00	0.00	1.76
COOPERATIVE RABOBANK U.A. COMM PAPER	-- 0.000% 05/01/2018	21687BE15	50,000,000.00	RABO_DIR		100.00	49,997,650.00	295,052.78	(2,350.00)	0.00	0.00	1.69



## Managed Account Fair Market Value & Analytics

For the Month Ending **April 30, 2018**

SAN BERNARDINO COUNTY - 76990800

Security Type/Description	Dated Date/Coupon/Maturity	CUSIP	Par	Broker	Next Call Date	Market Price	Market Value	Unreal G/L On Cost	Unreal G/L Amort Cost	Effective Duration	Duration to Worst at Mkt	YTM
<b>Commercial Paper</b>												
CREDIT AGRICOLE CIB NY COMM PAPER	22533UE17	175,000,000.00	CREDITAG			100.00	174,992,825.00	1,040.28	(7,175.00)	0.00	0.00	1.48
DTD 11/01/2017 0.000% 05/01/2018												
DEXIA CREDIT LOCAL SA NY COMM PAPER	25214PCU5	25,000,000.00	DEXIA			99.99	24,997,540.00	152,359.44	(1,369.75)	0.01	0.01	1.77
DTD 12/11/2017 0.000% 05/02/2018												
MUFG BANK LTD/NY COMM PAPER	62479ME74	35,000,000.00	MUFG			99.97	34,987,925.00	18,725.00	(1,808.45)	0.02	0.02	1.77
DTD 04/19/2018 0.000% 05/07/2018												
MUFG BANK LTD/NY COMM PAPER	62479ME90	60,000,000.00	MUFG			99.96	59,973,300.00	32,300.00	(3,100.20)	0.02	0.02	1.78
DTD 04/19/2018 0.000% 05/09/2018												
EXXON MOBIL CORP COMM PAPER	30229BEN3	60,000,000.00	EXXON			99.89	59,934,540.00	123,640.00	(360.00)	0.06	0.06	1.79
DTD 03/22/2018 0.000% 05/22/2018												
MUFG BANK LTD/NY COMM PAPER	62479MEP4	30,000,000.00	MUFG			99.88	29,964,600.00	18,150.00	(750.00)	0.06	0.06	1.85
DTD 04/19/2018 0.000% 05/23/2018												
BNP PARIBAS NY BRANCH COMM PAPER	09659CEW4	50,000,000.00	BNP DIR			99.85	49,923,750.00	272,875.00	(7,375.00)	0.08	0.08	1.83
DTD 09/05/2017 0.000% 05/30/2018												
TOYOTA MOTOR CREDIT CORP COMM PAPER	89233HEW0	50,000,000.00	TOYOTA			99.85	49,922,900.00	272,025.00	(8,225.00)	0.08	0.08	1.85
-- 0.000% 05/30/2018												
COOPERATIVE RABOBANK U.A. COMM PAPER	21687BEW7	50,000,000.00	RABO_DIR			99.85	49,923,750.00	264,708.33	(8,986.00)	0.08	0.08	1.83
-- 0.000% 05/30/2018												
JP MORGAN SECURITIES LLC COMM PAPER	46640OF14	25,000,000.00	JPMCHASE			99.83	24,956,675.00	169,320.83	(6,082.00)	0.09	0.09	1.95
DTD 09/05/2017 0.000% 06/01/2018												
COOPERATIVE RABOBANK U.A. COMM PAPER	21687BF14	25,000,000.00	RABO_DIR			99.84	24,959,100.00	152,745.83	(4,518.00)	0.09	0.09	1.84
-- 0.000% 06/01/2018												
EXXON MOBIL CORP COMM PAPER	30229BF69	35,000,000.00	EXXON			99.81	34,934,865.00	6,615.00	(2,135.00)	0.10	0.10	1.81
DTD 04/26/2018 0.000% 06/06/2018												
EXXON MOBIL CORP COMM PAPER	30229BF77	45,000,000.00	CITIGRP			99.81	44,913,870.00	(155.00)	(2,417.40)	0.10	0.10	1.82
DTD 04/30/2018 0.000% 06/07/2018												
DEXIA CREDIT LOCAL SA NY COMM PAPER	25214PCM3	25,000,000.00	DEXIA			99.64	24,910,342.50	147,231.39	(19,046.50)	0.17	0.17	2.06
DTD 12/05/2017 0.000% 07/02/2018												
JP MORGAN SECURITIES LLC COMM PAPER	46640OG21	25,000,000.00	JPMCHASE			99.63	24,907,000.00	160,229.17	(12,486.00)	0.17	0.17	2.13
DTD 10/05/2017 0.000% 07/02/2018												





## Managed Account Fair Market Value & Analytics

For the Month Ending **April 30, 2018**

SAN BERNARDINO COUNTY - 76990800

Security Type/Description	Dated Date/Coupon/Maturity	CUSIP	Par	Broker	Next Call Date	Market Price	Market Value	Unreal G/L On Cost	Unreal G/L Amort Cost	Effective Duration	Duration to Worst at Mkt	YTM
<b>Commercial Paper</b>												
JP MORGAN SECURITIES LLC COMM PAPER	466400G21	25,000,000.00	JPMCHASE	99.63	24,907,000.00	89,291.67	(2,583.25)	0.17	0.17	2.13		
DTD 10/05/2017 0.000% 07/02/2018												
BNP PARIBAS NY BRANCH COMM PAPER	09659CG28	25,000,000.00	BNP DIR	99.66	24,914,125.00	92,375.00	3,250.00	0.17	0.17	1.97		
DTD 12/04/2017 0.000% 07/02/2018												
TOYOTA MOTOR CREDIT CORP CP	89233HG24	50,000,000.00	TOYOTA	99.65	49,823,850.00	177,475.00	2,100.00	0.17	0.17	2.02		
DTD 10/06/2017 0.000% 07/02/2018												
AMERICAN HONDA FINANCE COMM PAPER	02665KGR2	45,000,000.00	MIZUHO	99.51	44,781,255.00	67,255.00	15,004.80	0.23	0.23	2.04		
DTD 04/13/2018 0.000% 07/25/2018												
TOYOTA MOTOR CREDIT CORP COMM PAPER	89233HGR9	50,000,000.00	TOYOTA	99.46	49,729,350.00	75,613.89	4,419.50	0.23	0.23	2.28		
DTD 04/09/2018 0.000% 07/25/2018												
JP MORGAN SECURITIES LLC COMM PAPER	466400H12	25,000,000.00	JPMCHASE	99.37	24,841,825.00	55,852.78	(11,230.50)	0.25	0.25	2.46		
DTD 03/20/2018 0.000% 08/01/2018												
BNP PARIBAS NY BRANCH COMM PAPER	09659CH19	50,000,000.00	BNP DIR	99.41	49,707,300.00	98,869.44	5,022.00	0.25	0.25	2.28		
DTD 04/02/2018 0.000% 08/01/2018												
JP MORGAN SECURITIES LLC COMM PAPER	466400J44	25,000,000.00	JPMCHASE	99.14	24,784,200.00	32,255.56	(10,175.00)	0.34	0.34	2.47		
DTD 12/08/2017 0.000% 09/04/2018												
JP MORGAN SECURITIES LLC FLT COMM PAPER	46640EGA0	25,000,000.00	JPMCHASE	99.99	24,997,750.00	(2,250.00)	(2,250.00)	0.08	0.41	2.06		
DTD 01/29/2018 2.131% 09/28/2018												
BNP PARIBAS NY BRANCH COMM PAPER	09659CK15	25,000,000.00	BNP DIR	98.99	24,747,725.00	50,225.00	4,850.00	0.42	0.42	2.38		
DTD 01/03/2018 0.000% 10/01/2018												
<b>Security Type Sub-Total</b>		<b>1,185,000,000.00</b>				<b>1,182,431,412.50</b>	<b>(83,376.75)</b>	<b>0.10</b>	<b>0.11</b>	<b>1.88</b>		
<b>Certificate of Deposit</b>												
BANK OF MONTREAL CHICAGO (FLOAT) CD	06427KWW5	50,000,000.00	BMO_DIR	99.99	49,995,500.00	(4,500.00)	(4,500.00)	0.08	0.03	2.50		
DTD 04/11/2017 2.177% 05/10/2018												
SWEDBANK NY CERT DEPOS	87019VEX1	50,000,000.00	SVENSKA	100.01	50,002,835.00	2,835.00	2,835.00	0.06	0.06	1.81		
DTD 03/23/2018 1.860% 05/22/2018												
ROYAL BANK OF CANADA NY CD (FLOAT)	78009NT89	25,000,000.00	ROYAL	100.02	25,004,400.00	4,400.00	4,400.00	0.08	0.07	1.82		
DTD 05/25/2017 2.077% 05/25/2018												
US BANK NA CERT DEPOS	90333VWP2	50,000,000.00	US BANK	99.98	49,988,331.00	(11,669.00)	(11,669.00)	0.08	0.08	1.82		
DTD 01/04/2018 1.700% 05/30/2018												



## Managed Account Fair Market Value & Analytics

For the Month Ending **April 30, 2018**

SAN BERNARDINO COUNTY - 76990800

Security Type/Description	Dated Date/Coupon/Maturity	CUSIP	Par	Broker	Next Call Date	Market Price	Market Value	Unreal G/L On Cost	Unreal G/L Amort Cost	Effective Duration	Duration to Worst at Mkt	YTM
<b>Certificate of Deposit</b>												
COOPERATIVE RABOBANK U.A. CERT DEPOS		21684B2C7	25,000,000.00	RABO_DIR		99.95	24,986,431.25	(13,568.75)	(13,568.75)	0.09	0.09	1.84
DTD 05/05/2017 1.480% 06/01/2018												
BANK OF MONTREAL CHICAGO FLOATING CD		06371EXS1	25,000,000.00	BMO_DIR		99.97	24,991,750.00	(8,250.00)	(8,250.00)	0.08	0.09	2.18
DTD 12/11/2017 2.047% 06/01/2018												
WESTPAC BANKING CORP NY FLOATING CD		96121T3M8	50,000,000.00	ICAP		100.02	50,007,950.00	7,950.00	7,950.00	0.25	0.09	1.41
DTD 06/02/2017 2.116% 06/01/2018												
SVENSKA HANDELSBANKEN NY FLOATING CD		86958JWE5	50,000,000.00	ICAP		100.02	50,007,800.00	7,800.00	7,800.00	0.08	0.09	1.91
DTD 12/04/2017 2.027% 06/01/2018												
BANK OF NOVA SCOTIA HOUSTON FLOATING CD		06417GC71	50,000,000.00	BNS		99.97	49,984,250.00	(15,750.00)	(15,750.00)	0.08	0.09	2.14
DTD 12/08/2017 2.037% 06/01/2018												
ROYAL BANK OF CANADA NY FLOAT CERT DEPOS		78009NU46	25,000,000.00	ROYAL		100.04	25,008,900.00	8,900.00	8,900.00	0.25	0.12	1.35
DTD 06/12/2017 2.201% 06/12/2018												
ROYAL BANK OF CANADA NY FLOAT CERT DEPOS		78009NV60	50,000,000.00	ROYAL		100.00	49,999,500.00	(500.00)	(500.00)	0.25	0.16	1.76
DTD 06/28/2017 2.425% 06/28/2018												
BANK OF MONTREAL CHICAGO CERT DEPOS		06371EDH7	25,000,000.00	BMO_DIR		99.88	24,969,957.25	(30,042.75)	(30,042.75)	0.17	0.17	2.07
DTD 07/03/2017 1.400% 07/02/2018												
WESTPAC BANKING CORP NY FLOATING CD		96121T3P1	25,000,000.00	ICAP		100.07	25,018,200.00	18,200.00	18,200.00	0.25	0.17	1.32
DTD 07/07/2017 2.398% 07/02/2018												
BANK OF NOVA SCOTIA CERT DEPOS		06417GP28	25,000,000.00	BNS		100.06	25,015,040.00	15,040.00	15,040.00	0.17	0.17	2.06
DTD 03/15/2018 2.250% 07/02/2018												
SVENSKA HANDELSBANKEN NY CERT DEPOS		86958JA25	25,000,000.00	SVENSKA		100.02	25,003,890.00	3,890.00	3,890.00	0.17	0.17	2.07
DTD 03/19/2018 2.120% 07/02/2018												
NORDEA BK AB (PUBL)/NY CERT DEPOS		65590ATY2	50,000,000.00	FTN		100.05	50,023,695.00	23,695.00	23,695.00	0.17	0.17	2.07
DTD 03/27/2018 2.210% 07/02/2018												





## Managed Account Fair Market Value & Analytics

For the Month Ending **April 30, 2018**

SAN BERNARDINO COUNTY - 76990800

Security Type/Description	Dated Date/Coupon/Maturity	CUSIP	Par	Broker	Next Call Date	Market Price	Market Value	Unreal G/L On Cost	Unreal G/L Amort Cost	Effective Duration	Duration to Worst at Mkt	YTM
<b>Certificate of Deposit</b>												
SWEDBANK NY CERT DEPOS		87019VGN1	80,000,000.00	OTHER		100.03	80,023,152.00	23,152.00	23,152.00	0.17	0.17	2.06
DTD 04/23/2018 2.150% 07/02/2018												
BANK OF NOVA SCOTIA HOUSTON		06417GZQ4	25,000,000.00	BNS		99.91	24,976,250.00	(23,750.00)	(23,750.00)	0.08	0.21	2.20
FLOATING CD												
DTD 10/19/2017 2.066% 07/19/2018												
BANK OF MONTREAL CHICAGO CERT		06371EJ65	25,000,000.00	BMO_DIR		99.84	24,958,999.50	(41,000.50)	(41,000.50)	0.23	0.23	2.23
DEPOS												
DTD 01/23/2018 1.900% 07/23/2018												
US BANK NA CINCINNATI CERT DEPOS		90333VVV9	50,000,000.00	BONY		99.83	49,913,436.00	(86,564.00)	(86,564.00)	0.23	0.23	2.23
DTD 01/23/2018 1.880% 07/23/2018												
BANK OF NOVA SCOTIA CERT DEPOS		06417GM70	25,000,000.00	BNS		99.91	24,978,497.25	(21,502.75)	(21,502.75)	0.25	0.25	2.29
DTD 03/06/2018 2.140% 08/01/2018												
CBA AUSTRALIA NY FLOATING CERT		20271EML0	50,000,000.00	ICAP		99.92	49,958,750.00	(41,250.00)	(41,250.00)	0.08	0.25	2.43
DEPOS												
DTD 07/25/2017 2.057% 08/01/2018												
SVENSKA HANDELSBANKEN NY CERT		86958JZP7	50,000,000.00	RBC		99.91	49,952,777.00	(48,282.83)	(47,856.00)	0.25	0.25	2.29
DEPOS												
DTD 02/28/2018 2.125% 08/01/2018												
TORONTO DOMINION BANK NY FLOATING		89113W5C6	50,000,000.00	TD SEC U		100.00	49,998,250.00	(1,750.00)	(1,750.00)	0.08	0.27	2.13
CD												
DTD 07/07/2017 2.123% 08/06/2018												
TORONTO DOMINION BANK NY CERT		89113XC69	50,000,000.00	TD		99.96	49,979,002.00	(20,998.00)	(20,998.00)	0.34	0.34	2.36
DEPOS												
DTD 03/28/2018 2.310% 09/04/2018												
SVENSKA HANDELSBANKEN NY CERT		86958JC56	50,000,000.00	SVENSKA		99.96	49,980,368.50	(19,631.50)	(19,631.50)	0.34	0.34	2.36
DEPOS												
DTD 04/10/2018 2.310% 09/04/2018												
BANK OF NOVA SCOTIA HOUSTON		06417GYW2	25,000,000.00	JEFFERIE		99.78	24,945,125.00	(54,875.00)	(54,875.00)	0.08	0.40	2.37
FLOATING CD												
DTD 09/26/2017 2.108% 09/26/2018												
SWEDBANK NY CERT DEPOS		87019VFD4	25,000,000.00	OTHER		99.93	24,982,829.75	(17,170.25)	(17,170.25)	0.42	0.42	2.41
DTD 04/04/2018 2.340% 10/01/2018												



## Managed Account Fair Market Value & Analytics

For the Month Ending **April 30, 2018**

SAN BERNARDINO COUNTY - 76990800

Security Type/Description	Dated Date/Coupon/Maturity	CUSIP	Par	Broker	Next Call Date	Market Price	Market Value	Unreal G/L On Cost	Unreal G/L Amort Cost	Effective Duration	Duration to Worst at Mkt	YTM
<b>Certificate of Deposit</b>												
ROYAL BANK OF CANADA NY FLOATING CERT D		78012UDG7	25,000,000.00	ROYAL		100.03	25,008,250.00	8,250.00	8,250.00	0.25	0.51	2.06
DTD 04/18/2018 2.378% 11/01/2018												
BANK OF AMERICA NA CERT DEPOS		06052TZS2	50,000,000.00	BK AMER		99.98	49,990,241.00	(9,759.00)	(9,759.00)	0.49	0.49	2.47
DTD 04/04/2018 2.440% 11/01/2018												
BANK OF MONTREAL CHICAGO CERT DEPOS		06371EZH3	25,000,000.00	BMO_DIR		99.63	24,908,047.50	(91,952.50)	(91,952.50)	0.62	0.62	2.55
DTD 12/18/2017 1.990% 12/18/2018												
CBA AUSTRALIA NY FLOATING CERT DEPOS		20271EMZ9	25,000,000.00	ICAP		99.82	24,954,250.00	(45,750.00)	(45,750.00)	0.08	0.62	2.31
DTD 12/19/2017 2.136% 12/19/2018												
WESTPAC BANKING CORP NY FLOATING CD		96121T5H7	25,000,000.00	JEFFERIE		99.75	24,938,000.00	(62,000.00)	(62,000.00)	0.08	0.63	2.40
DTD 12/21/2017 2.128% 12/21/2018												
ROYAL BANK OF CANADA NY FLT CERT DEPOS		78009N5Z5	25,000,000.00	ROYAL		99.91	24,977,050.00	(22,950.00)	(22,950.00)	0.08	0.66	2.20
DTD 01/03/2018 2.159% 01/03/2019												
TORONTO DOMINION BANK NY CERT DEPOS		89113XVC5	25,000,000.00	TOR DOM		99.65	24,913,241.75	(86,758.25)	(86,758.25)	0.73	0.73	2.61
DTD 01/25/2018 2.150% 01/25/2019												
COMMONWEALTH BANK OF AUSTRALIA NY FLT C		20271ENES	50,000,000.00	ICAP		99.85	49,922,750.00	(77,250.00)	(77,250.00)	0.08	0.81	2.34
DTD 02/27/2018 2.180% 02/27/2019												
WESTPAC BANKING CORP NY FLT CERT DEPOS		96121T7C6	50,000,000.00	ICAP		99.83	49,913,500.00	(86,500.00)	(86,500.00)	0.08	0.85	2.47
DTD 03/06/2018 2.253% 03/06/2019												
ROYAL BANK OF CANADA NY FLT CERT DEPOS		78012UCT0	25,000,000.00	ROYAL		100.03	25,006,875.00	6,875.00	6,875.00	0.25	0.93	2.53
DTD 04/09/2018 2.561% 04/09/2019												
NORDEA BK AB (PUBL)/NY FLOATING CD		65590ATJ5	25,000,000.00	ICAP		100.00	25,000,250.00	250.00	250.00	0.08	0.97	2.33
DTD 03/14/2018 2.298% 04/22/2019												
BANK OF NOVA SCOTIA HOUSTON FLT CD		06417GR34	25,000,000.00	BNS		100.03	25,008,125.00	8,125.00	8,125.00	0.25	0.98	2.61
DTD 03/29/2018 2.608% 05/01/2019												



## Managed Account Fair Market Value & Analytics

For the Month Ending **April 30, 2018**

SAN BERNARDINO COUNTY - 76990800

Security Type/Description	Dated Date/Coupon/Maturity	CUSIP	Par	Broker	Next Call Date	Market Price	Market Value	Unreal G/L On Cost	Unreal G/L Amort Cost	Effective Duration	Duration to Worst at Mkt	YTM
<b>Security Type Sub-Total</b>			<b>1,480,000,000.00</b>			<b>1,479,196,446.75</b>		<b>(804,613.08)</b>	<b>(804,186.25)</b>	<b>0.19</b>	<b>0.32</b>	<b>2.15</b>
<b>Bank Note</b>												
US BANK NA CALLABLE BANK NOTE DTD 10/24/2017 2.050% 10/23/2020		90331HNG4	40,000,000.00	MORGANST	09/23/20	97.73	39,092,280.00	(899,720.00)	(901,062.40)	2.40	2.39	3.01
US BANK NA CINCINNATI CALLABLE BANK NOTE DTD 04/26/2018 3.150% 04/26/2021		90331HNP4	15,000,000.00	US BANK	03/26/21	100.13	15,019,005.00	19,905.00	19,900.95	2.81	2.76	3.11
<b>Security Type Sub-Total</b>			<b>55,000,000.00</b>			<b>54,111,285.00</b>		<b>(879,815.00)</b>	<b>(881,161.45)</b>	<b>2.51</b>	<b>2.49</b>	<b>3.03</b>
<b>Managed Account Sub-Total</b>			<b>7,262,672,000.00</b>			<b>7,203,479,665.25</b>		<b>(38,695,935.39)</b>	<b>(45,128,572.66)</b>	<b>0.91</b>	<b>0.94</b>	<b>2.23</b>
<b>Securities Sub-Total</b>			<b>\$7,262,672,000.00</b>			<b>\$7,203,479,665.25</b>		<b>(\$38,695,935.39)</b>	<b>(\$45,128,572.66)</b>	<b>0.91</b>	<b>0.94</b>	<b>2.23%</b>
<b>Accrued Interest</b>						<b>\$17,641,840.88</b>						
<b>Total Investments</b>						<b>\$7,221,121,506.13</b>						



**Managed Account Security Transactions & Interest**

For the Month Ending **April 30, 2018**

SAN BERNARDINO COUNTY - 76990800

Transaction Type	Trade	Settle	Security Description	CUSIP	Par	Principal Proceeds	Accrued Interest	Total	Realized G/L Cost	Realized G/L Amort Cost	Sale Method
<b>BUY</b>											
	04/02/18	04/02/18	BNP PARIBAS NY BRANCH COMM PAPER	09659CH19	50,000,000.00	(49,608,430.56)	0.00	(49,608,430.56)			
			DTD 04/02/2018 0.000% 08/01/2018								
	04/02/18	04/02/18	CREDIT AGRICOLE CIB NY COMM PAPER	22533UD34	85,000,000.00	(84,996,009.72)	0.00	(84,996,009.72)			
			DTD 07/07/2017 0.000% 04/03/2018								
	04/03/18	04/03/18	FEDERATED GOVT OBLIGATIONS FUND	608919718	340,000,000.00	(340,000,000.00)	0.00	(340,000,000.00)			
	04/03/18	04/03/18	CREDIT AGRICOLE CIB NY COMM PAPER	22533UD42	100,000,000.00	(99,995,305.56)	0.00	(99,995,305.56)			
			-- 0.000% 04/04/2018								
	04/03/18	04/04/18	BANK OF AMERICA NA CERT DEPOS	06052TZS2	50,000,000.00	(50,000,000.00)	0.00	(50,000,000.00)			
			DTD 04/04/2018 2.440% 11/01/2018								
	04/03/18	04/05/18	FEDERAL FARM CREDIT BANKS NOTES	3133EJJD2	50,000,000.00	(50,012,500.00)	0.00	(50,012,500.00)			
			DTD 04/05/2018 2.540% 04/05/2021								
	04/04/18	04/04/18	COOPERATIVE RABOBANK U.A. COMM PAPER	21687BD57	111,000,000.00	(110,994,820.00)	0.00	(110,994,820.00)			
			-- 0.000% 04/05/2018								
	04/04/18	04/04/18	SWEDBANK NY CERT DEPOS	87019VFD4	25,000,000.00	(25,000,000.00)	0.00	(25,000,000.00)			
			DTD 04/04/2018 2.340% 10/01/2018								
	04/04/18	04/04/18	BNP PARIBAS NY BRANCH COMM PAPER	09659CK15	25,000,000.00	(24,697,500.00)	0.00	(24,697,500.00)			
			DTD 01/03/2018 0.000% 10/01/2018								
	04/04/18	04/04/18	CREDIT AGRICOLE CIB NY COMM PAPER	22533UD59	250,000,000.00	(249,988,263.89)	0.00	(249,988,263.89)			
			-- 0.000% 04/05/2018								
	04/04/18	04/09/18	TOYOTA MOTOR CREDIT CORP COMM PAPER	89233HGR9	50,000,000.00	(49,653,736.11)	0.00	(49,653,736.11)			
			DTD 04/09/2018 0.000% 07/25/2018								
	04/05/18	04/05/18	JP MORGAN SECURITIES LLC COMM PAPER	466400J44	25,000,000.00	(24,751,944.44)	0.00	(24,751,944.44)			
			DTD 12/08/2017 0.000% 09/04/2018								
	04/05/18	04/05/18	CREDIT AGRICOLE CIB NY COMM PAPER	22533UD67	265,000,000.00	(264,987,559.72)	0.00	(264,987,559.72)			
			-- 0.000% 04/06/2018								



**Managed Account Security Transactions & Interest**

For the Month Ending **April 30, 2018**

SAN BERNARDINO COUNTY - 76990800

Transaction Type	Trade	Settle	Security Description	CUSIP	Par	Principal Proceeds	Accrued Interest	Total	Realized G/L Cost	Realized G/L Amort Cost	Sale Method
<b>BUY</b>											
	04/05/18	04/09/18	ROYAL BANK OF CANADA NY FLT CERT DEPOS	78012UCT0	25,000,000.00	(25,000,000.00)	0.00	(25,000,000.00)			
			DTD 04/09/2018 2.561% 04/09/2019 PAPER	22533UD91	275,000,000.00	(274,961,270.83)	0.00	(274,961,270.83)			
	04/09/18	04/09/18	CREDIT AGRICOLE CIB NY COMM PAPER	22533UDA8	280,000,000.00	(279,986,855.56)	0.00	(279,986,855.56)			
			-- 0.000% 04/09/2018 PAPER	22533UDA8	280,000,000.00	(279,986,855.56)	0.00	(279,986,855.56)			
	04/10/18	04/10/18	COOPERATIEVE RABOBANK U.A. COMM PAPER	21687BDB4	150,000,000.00	(149,992,958.33)	0.00	(149,992,958.33)			
			DTD 10/10/2017 0.000% 04/10/2018 PAPER	21687BDB4	150,000,000.00	(149,992,958.33)	0.00	(149,992,958.33)			
	04/10/18	04/10/18	CREDIT AGRICOLE CIB NY COMM PAPER	22533UDB6	150,000,000.00	(149,992,958.33)	0.00	(149,992,958.33)			
			-- 0.000% 04/11/2018 PAPER	22533UDB6	150,000,000.00	(149,992,958.33)	0.00	(149,992,958.33)			
	04/10/18	04/10/18	SVENSKA HANDELSBANKEN NY CERT DEPOS	869581C56	50,000,000.00	(50,000,000.00)	0.00	(50,000,000.00)			
			DTD 04/10/2018 2.310% 09/04/2018 PAPER	22533UDC4	250,000,000.00	(249,988,263.89)	0.00	(249,988,263.89)			
	04/11/18	04/11/18	CREDIT AGRICOLE CIB NY COMM PAPER	22533UDC4	250,000,000.00	(249,988,263.89)	0.00	(249,988,263.89)			
			-- 0.000% 04/12/2018 PAPER	22533UDC4	250,000,000.00	(249,988,263.89)	0.00	(249,988,263.89)			
	04/11/18	04/11/18	COOPERATIEVE RABOBANK U.A. COMM PAPER	21687BDC2	65,000,000.00	(64,996,948.61)	0.00	(64,996,948.61)			
			DTD 10/10/2017 0.000% 04/12/2018 PAPER	21687BDC2	65,000,000.00	(64,996,948.61)	0.00	(64,996,948.61)			
	04/11/18	04/12/18	AMERICAN HONDA FINANCE COMM PAPER	02665KGR2	45,000,000.00	(44,714,000.00)	0.00	(44,714,000.00)			
			DTD 04/13/2018 0.000% 07/25/2018 PAPER	02665KGR2	45,000,000.00	(44,714,000.00)	0.00	(44,714,000.00)			
	04/12/18	04/12/18	CREDIT AGRICOLE CIB NY COMM PAPER	22533UDD2	270,000,000.00	(269,987,325.00)	0.00	(269,987,325.00)			
			DTD 07/19/2017 0.000% 04/13/2018 PAPER	22533UDD2	270,000,000.00	(269,987,325.00)	0.00	(269,987,325.00)			
	04/12/18	04/13/18	FANNIE MAE NOTES	3135G0U27	50,000,000.00	(49,925,500.00)	0.00	(49,925,500.00)			
			DTD 04/13/2018 2.500% 04/13/2021 PAPER	3135G0U27	50,000,000.00	(49,925,500.00)	0.00	(49,925,500.00)			



**Managed Account Security Transactions & Interest**

For the Month Ending **April 30, 2018**

SAN BERNARDINO COUNTY - 76990800

Transaction Type	Trade	Settle	Security Description	CUSIP	Par	Principal Proceeds	Accrued Interest	Total	Realized G/L Cost	Realized G/L Amort Cost	Sale Method
<b>BUY</b>											
	04/12/18	04/19/18	INTER-AMERICAN DEVELOPMENT BANK NOTE	4581X0DB1	50,000,000.00	(49,890,000.00)	0.00	(49,890,000.00)			
	04/13/18	04/13/18	DTD 04/19/2018 2.625% 04/19/2021 CREDIT AGRICOLE CIB NY COMM PAPER	22533UDG5	270,000,000.00	(269,961,975.00)	0.00	(269,961,975.00)			
	04/16/18	04/16/18	DTD 11/08/2017 0.000% 04/16/2018 CREDIT AGRICOLE CIB NY COMM PAPER	22533UDH3	305,000,000.00	(304,985,681.94)	0.00	(304,985,681.94)			
	04/17/18	04/17/18	DTD 10/19/2017 0.000% 04/17/2018 CREDIT AGRICOLE CIB NY COMM PAPER	22533UDJ9	306,000,000.00	(305,985,635.00)	0.00	(305,985,635.00)			
	04/17/18	04/18/18	DTD 11/15/2017 0.000% 04/18/2018 ROYAL BANK OF CANADA NY FLOATING CERT D	78012UDG7	25,000,000.00	(25,000,000.00)	0.00	(25,000,000.00)			
	04/18/18	04/18/18	DTD 04/18/2018 2.378% 11/01/2018 CREDIT AGRICOLE CIB NY COMM PAPER	22533UDK6	200,000,000.00	(199,990,611.11)	0.00	(199,990,611.11)			
	04/18/18	04/18/18	DTD 12/14/2017 0.000% 04/19/2018 NATIXIS NY BRANCH COMM PAPER	63873KDK0	150,000,000.00	(149,993,000.00)	0.00	(149,993,000.00)			
	04/18/18	04/19/18	-- 0.000% 04/19/2018 FHLMC NOTES	3137EAEM7	35,000,000.00	(34,992,300.00)	0.00	(34,992,300.00)			
	04/19/18	04/19/18	DTD 04/19/2018 2.500% 04/23/2020 MUFG BANK LTD/NY COMM PAPER	62479ME74	35,000,000.00	(34,969,200.00)	0.00	(34,969,200.00)			
	04/19/18	04/19/18	DTD 04/19/2018 0.000% 05/07/2018 MUFG BANK LTD/NY COMM PAPER	62479MEP4	30,000,000.00	(29,946,450.00)	0.00	(29,946,450.00)			
	04/19/18	04/19/18	DTD 04/19/2018 0.000% 05/23/2018 MUFG BANK LTD/NY COMM PAPER	62479ME90	60,000,000.00	(59,941,000.00)	0.00	(59,941,000.00)			
	04/19/18	04/19/18	DTD 04/19/2018 0.000% 05/09/2018 CREDIT AGRICOLE CIB NY COMM PAPER	22533UDL4	175,000,000.00	(174,991,784.72)	0.00	(174,991,784.72)			
	04/20/18	04/20/18	DTD 10/19/2017 0.000% 04/20/2018 CREDIT AGRICOLE CIB NY COMM PAPER	22533UDP5	200,000,000.00	(199,971,833.33)	0.00	(199,971,833.33)			
			-- 0.000% 04/23/2018								



**Managed Account Security Transactions & Interest**

For the Month Ending **April 30, 2018**

SAN BERNARDINO COUNTY - 76990800

Transaction Type	Trade	Settle	Security Description	CUSIP	Par	Principal Proceeds	Accrued Interest	Total	Realized G/L Cost	Realized G/L Amort Cost	Sale Method
<b>BUY</b>											
	04/23/18	04/23/18	CREDIT AGRICOLE CIB NY COMM PAPER	22533UDQ3	120,000,000.00	(119,994,366.67)	0.00	(119,994,366.67)			
			-- 0.000% 04/24/2018								
	04/23/18	04/23/18	SWEDBANK NY CERT DEPOS	87019VGN1	80,000,000.00	(80,000,000.00)	0.00	(80,000,000.00)			
			DTD 04/23/2018 2.150% 07/02/2018								
	04/24/18	04/24/18	CREDIT AGRICOLE CIB NY COMM PAPER	22533UDR1	100,000,000.00	(99,995,305.56)	0.00	(99,995,305.56)			
			-- 0.000% 04/25/2018								
	04/24/18	04/26/18	US BANK NA CINCINNATI CALLABLE BANK NOTE	90331HNP4	15,000,000.00	(14,999,100.00)	0.00	(14,999,100.00)			
			DTD 04/26/2018 3.150% 04/26/2021								
	04/25/18	04/25/18	CREDIT AGRICOLE CIB NY COMM PAPER	22533UDS9	100,000,000.00	(99,995,277.78)	0.00	(99,995,277.78)			
			-- 0.000% 04/26/2018								
	04/25/18	04/26/18	US TREASURY NOTES	912828VP2	50,000,000.00	(49,404,296.88)	(234,806.63)	(49,639,103.51)			
			DTD 07/31/2013 2.000% 07/31/2020								
	04/25/18	04/26/18	US TREASURY NOTES	912828VJ6	50,000,000.00	(49,298,828.13)	(300,414.36)	(49,599,242.49)			
			DTD 07/01/2013 1.875% 06/30/2020								
	04/25/18	04/26/18	US TREASURY NOTES	912828XE5	50,000,000.00	(48,966,796.88)	(302,884.62)	(49,269,681.50)			
			DTD 06/01/2015 1.500% 05/31/2020								
	04/26/18	04/26/18	EXXON MOBIL CORP COMM PAPER	30229BF69	35,000,000.00	(34,928,250.00)	0.00	(34,928,250.00)			
			DTD 04/26/2018 0.000% 06/06/2018								
	04/26/18	04/26/18	CREDIT AGRICOLE CIB NY COMM PAPER	22533UDT7	190,000,000.00	(189,991,027.78)	0.00	(189,991,027.78)			
			DTD 08/02/2017 0.000% 04/27/2018								
	04/27/18	04/27/18	CREDIT AGRICOLE CIB NY COMM PAPER	22533UDW0	255,000,000.00	(254,963,875.00)	0.00	(254,963,875.00)			
			DTD 10/30/2017 0.000% 04/30/2018								
	04/30/18	04/30/18	EXXON MOBIL CORP COMM PAPER	30229BF77	45,000,000.00	(44,914,025.00)	0.00	(44,914,025.00)			
			DTD 04/30/2018 0.000% 06/07/2018								
	04/30/18	04/30/18	CREDIT AGRICOLE CIB NY COMM PAPER	22533UE17	175,000,000.00	(174,991,784.72)	0.00	(174,991,784.72)			
			DTD 11/01/2017 0.000% 05/01/2018								

**Transaction Type Sub-Total**      **6,142,000,000.00 (6,137,294,556.05)**      **(838,105.61)**      **(6,138,132,661.66)**





**Managed Account Security Transactions & Interest**

For the Month Ending **April 30, 2018**

SAN BERNARDINO COUNTY - 76990800

Transaction Type	Trade	Settle	Security Description	CUSIP	Par	Principal Proceeds	Accrued Interest	Total	Realized G/L Cost	Realized G/L Amort Cost	Sale Method
<b>INTEREST</b>											
	04/01/18	04/01/18	BANK OF NOVA SCOTIA HOUSTON FLOATING CD	06417GC71	50,000,000.00	0.00	82,233.30	82,233.30			
	04/01/18	04/01/18	DTD 12/08/2017 2.037% 06/01/2018 BANK OF MONTREAL CHICAGO FLOATING CD	06371EX51	25,000,000.00	0.00	41,345.80	41,345.80			
	04/01/18	04/03/18	DTD 12/11/2017 2.047% 06/01/2018 SVENSKA HANDELSBANKEN NY FLOATING CD	86958JWE5	50,000,000.00	0.00	81,774.90	81,774.90			
	04/01/18	04/03/18	DTD 12/04/2017 2.027% 06/01/2018 CBA AUSTRALIA NY FLOATING CERT DEPOS	20271EML0	50,000,000.00	0.00	83,149.90	83,149.90			
	04/02/18	04/02/18	DTD 07/25/2017 2.057% 08/01/2018 TORONTO DOMINION BANK NY CERT DEPOS	89113WFF43	50,000,000.00	0.00	758,333.35	758,333.35			
	04/02/18	04/02/18	DTD 04/03/2017 1.500% 04/02/2018 FREDDIE MAC GLOBAL NOTES	3137EADM8	10,000,000.00	0.00	62,500.00	62,500.00			
	04/02/18	04/02/18	DTD 10/02/2012 1.250% 10/02/2019 WESTPAC BANKING CORP NY FLOATING CD	96121T3P1	25,000,000.00	0.00	112,779.98	112,779.98			
	04/03/18	04/03/18	DTD 07/07/2017 2.398% 07/02/2018 ROYAL BANK OF CANADA NY FLT CERT DEPOS	78009N5Z5	25,000,000.00	0.00	38,992.83	38,992.83			
	04/05/18	04/05/18	DTD 01/03/2018 2.159% 01/03/2019 INTL BANK OF RECONSTRUCTION AND DEV NT	459058ER0	50,000,000.00	0.00	250,000.00	250,000.00			
	04/06/18	04/06/18	DTD 10/07/2015 1.000% 10/05/2018 WESTPAC BANKING CORP NY FLT CERT DEPOS	96121T7C6	50,000,000.00	0.00	86,993.75	86,993.75			
	04/07/18	04/07/18	DTD 03/06/2018 2.253% 03/06/2019 TORONTO DOMINION BANK NY FLOATING CD	89113W5C6	50,000,000.00	0.00	81,396.50	81,396.50			
	04/09/18	04/09/18	DTD 07/07/2017 2.123% 08/06/2018 FHLMC REFERENCE NOTES	3137EAEA3	50,000,000.00	0.00	187,500.00	187,500.00			
			DTD 04/07/2016 0.750% 04/09/2018								



**Managed Account Security Transactions & Interest**

For the Month Ending **April 30, 2018**

SAN BERNARDINO COUNTY - 76990800

Transaction Type	Trade	Settle	Security Description	CUSIP	Par	Principal Proceeds	Accrued Interest	Total	Realized G/L Cost	Realized G/L Amort Cost	Sale Method
<b>INTEREST</b>											
04/09/18	04/09/18		WAL-MART STORES INC CORP NOTE DTD 10/20/2017 1.750% 10/09/2019	931142DY6	7,000,000.00	0.00	57,506.95	57,506.95			
04/10/18	04/10/18		INTL BANK OF RECON AND DEV GLOBAL NOTES	459058DNO	25,000,000.00	0.00	172,000.00	172,000.00			
04/10/18	04/10/18		DTD 04/10/2014 1.375% 04/10/2018 BANK OF MONTREAL CHICAGO (FLOAT) CD	06427KWW5	50,000,000.00	0.00	81,343.80	81,343.80			
04/12/18	04/12/18		DTD 04/11/2017 2.177% 05/10/2018 FHLMC REFERENCE NOTES	3137EAED7	50,000,000.00	0.00	218,750.00	218,750.00			
04/15/18	04/15/18		DTD 09/16/2016 0.875% 10/12/2018 FREDDIE MAC NOTES	3137EADZ9	25,000,000.00	0.00	140,625.00	140,625.00			
04/15/18	04/15/18		DTD 03/21/2016 1.125% 04/15/2019 INTER-AMERICAN DEVELOPMENT BANK	4581XOCR7	25,000,000.00	0.00	156,250.00	156,250.00			
04/15/18	04/15/18		DTD 10/15/2015 1.250% 10/15/2019 US TREASURY NOTES	912828O52	25,000,000.00	0.00	109,375.00	109,375.00			
04/15/18	04/15/18		DTD 04/15/2016 0.875% 04/15/2019 INTER-AMERICAN DEVELOPMENT BANK	4581XOCR7	25,000,000.00	0.00	156,250.00	156,250.00			
04/17/18	04/17/18		DTD 10/15/2015 1.250% 10/15/2019 FFCB BONDS	3133EHFK4	25,000,000.00	0.00	165,000.00	165,000.00			
04/18/18	04/18/18		DTD 04/17/2017 1.320% 04/17/2019 FFCB NOTES	3133EF3B1	50,000,000.00	0.00	187,500.00	187,500.00			
04/19/18	04/19/18		DTD 04/12/2016 0.750% 04/18/2018 BANK OF NOVA SCOTIA HOUSTON FLOATING CD	06417GZO4	25,000,000.00	0.00	42,586.25	42,586.25			
04/19/18	04/19/18		DTD 10/19/2017 2.066% 07/19/2018 FEDERAL FARM CREDIT BANKS FLOATING NOTE	3133EJGR4	10,000,000.00	0.00	15,053.94	15,053.94			
04/19/18	04/19/18		DTD 03/19/2018 1.836% 11/19/2019 FNMA BENCHMARK NOTE	3135G0E58	12,000,000.00	0.00	67,500.00	67,500.00			
04/19/18	04/19/18		DTD 09/01/2015 1.125% 10/19/2018 CBA AUSTRALIA NY FLOATING CERT DEPOS	20271EMZ9	25,000,000.00	0.00	44,093.20	44,093.20			
			DTD 12/19/2017 2.136% 12/19/2018								



**Managed Account Security Transactions & Interest**

For the Month Ending **April 30, 2018**

SAN BERNARDINO COUNTY - 76990800

Trade	Settle	Transaction Type	Security Description	CUSIP	Par	Principal Proceeds	Accrued Interest	Total	Realized G/L Cost	Realized G/L Amort Cost	Sale Method
<b>INTEREST</b>											
04/19/18	04/19/18	FNMA BENCHMARK NOTE	3135G0E58	25,000,000.00	0.00	140,625.00	140,625.00	140,625.00			
		DTD 09/01/2015 1.125% 10/19/2018									
04/20/18	04/20/18	FHLMC AGENCY NOTES	3137EAEF2	25,000,000.00	0.00	171,875.00	171,875.00	171,875.00			
		DTD 04/20/2017 1.375% 04/20/2020									
04/20/18	04/20/18	NORDEA BK AB (PUBL)/NY CERT DEPOS	65590ARP3	50,000,000.00	0.00	199,472.20	199,472.20	199,472.20			
		DTD 01/24/2018 1.670% 04/20/2018									
04/21/18	04/21/18	FEDERAL HOME LOAN BANK NOTES	3130ACM92	50,000,000.00	0.00	391,666.67	391,666.67	391,666.67			
		DTD 10/13/2017 1.500% 10/21/2019									
04/21/18	04/21/18	INTL BK RECON & DEVELOP NOTES	459058FZ1	25,000,000.00	0.00	234,500.00	234,500.00	234,500.00			
		DTD 03/21/2017 1.875% 04/21/2020									
04/22/18	04/22/18	NORDEA BK AB (PUBL)/NY FLOATING CD	65590ATJ5	25,000,000.00	0.00	58,541.48	58,541.48	58,541.48			
		DTD 03/14/2018 2.298% 04/22/2019									
04/23/18	04/23/18	NORDEA BK AB (PUBL)/NY FLOATING CD	65590ATJ5	25,000,000.00	0.00	1,596.02	1,596.02	1,596.02			
		DTD 03/14/2018 2.298% 04/22/2019									
04/23/18	04/23/18	WESTPAC BANKING CORP NY FLOATING CD	96121T5H7	25,000,000.00	0.00	47,452.85	47,452.85	47,452.85			
		DTD 12/21/2017 2.128% 12/21/2018									
04/23/18	04/23/18	US BANK NA CALLABLE BANK NOTE	90331HNG4	40,000,000.00	0.00	407,722.22	407,722.22	407,722.22			
		DTD 10/24/2017 2.050% 10/23/2020									
04/24/18	04/24/18	FANNIE MAE GLOBAL NOTES	3135G0R39	25,000,000.00	0.00	125,000.00	125,000.00	125,000.00			
		DTD 10/25/2016 1.000% 10/24/2019									
04/25/18	04/25/18	FHLB NOTES	3130A4GJ5	30,000,000.00	0.00	168,750.00	168,750.00	168,750.00			
		DTD 02/27/2015 1.125% 04/25/2018									
04/25/18	04/25/18	ROYAL BANK OF CANADA NY CD (FLOAT)	78009NT89	25,000,000.00	0.00	42,739.58	42,739.58	42,739.58			
		DTD 05/25/2017 2.077% 05/25/2018									
04/26/18	04/26/18	FHLMC NOTES (EX-CALLABLE)	3134G8YU7	50,000,000.00	0.00	262,500.00	262,500.00	262,500.00			
		DTD 04/26/2016 1.050% 10/26/2018									
04/26/18	04/26/18	INTL BK OF REC & DEV NOTE (EX-CALLABLE)	459058FZ2	25,000,000.00	0.00	156,250.00	156,250.00	156,250.00			
		DTD 04/26/2016 1.250% 04/26/2019									



**Managed Account Security Transactions & Interest**

For the Month Ending **April 30, 2018**

SAN BERNARDINO COUNTY - 76990800

Transaction Type	Trade	Settle	Security Description	CUSIP	Par	Principal Proceeds	Accrued Interest	Total	Realized G/L Cost	Realized G/L Amort Cost	Sale Method
<b>INTEREST</b>											
	04/26/18	04/26/18	BANK OF NOVA SCOTIA HOUSTON FLOATING CD	06417GYW2	25,000,000.00	0.00	44,810.08	44,810.08			
			DTD 09/26/2017 2.108% 09/26/2018								
	04/27/18	04/27/18	COMMONWEALTH BANK OF AUSTRALIA NY FLTC	20271ENES	50,000,000.00	0.00	92,784.72	92,784.72			
			DTD 02/27/2018 2.180% 02/27/2019								
	04/30/18	04/30/18	US TREASURY NOTES	912828K58	50,000,000.00	0.00	343,750.00	343,750.00			
			DTD 04/30/2015 1.375% 04/30/2020								
	04/30/18	04/30/18	US TREASURY NOTES	912828VA5	50,000,000.00	0.00	281,250.00	281,250.00			
			DTD 04/30/2013 1.125% 04/30/2020								
	04/30/18	04/30/18	JP MORGAN SECURITIES LLC FLT COMM PAPER	46640EGA0	25,000,000.00	0.00	48,282.65	48,282.65			
			DTD 01/29/2018 2.131% 09/28/2018								
	04/30/18	04/30/18	US TREASURY NOTES	912828F62	25,000,000.00	0.00	187,500.00	187,500.00			
			DTD 10/31/2014 1.500% 10/31/2019								
	04/30/18	04/30/18	STONECASTLE FICA	FICAMF003	0.00	0.00	64,525.16	64,525.16			
			FEDERATED GOVT OBLIGATIONS FUND	608919718	0.00	0.00	16,246.18	16,246.18			
	04/30/18	04/30/18	CALIFORNIA ASSET MANAGEMENT PROGRAM	CAMPMF025	0.00	0.00	282,794.52	282,794.52			
			FIDELITY GOVT MM FUND 2642	31607A703	0.00	0.00	1,301.71	1,301.71			
	04/30/18	04/30/18	BANK OF THE WEST MONEY MARKET FUND	BKOFWEST7	0.00	0.00	307,411.79	307,411.79			
			US TREASURY N/B NOTES	912828M49	25,000,000.00	0.00	234,375.00	234,375.00			
			DTD 11/02/2015 1.875% 10/31/2022								
	04/30/18	04/30/18	US TREASURY NOTES	912828WC0	50,000,000.00	0.00	437,500.00	437,500.00			
			DTD 10/31/2013 1.750% 10/31/2020								
	04/30/18	04/30/18	US TREASURY NOTES	912828F62	25,000,000.00	0.00	187,500.00	187,500.00			
			DTD 10/31/2014 1.500% 10/31/2019								
<b>Transaction Type Sub-Total</b>					<b>1,634,000,000.00</b>	<b>0.00</b>	<b>8,419,557.28</b>	<b>8,419,557.28</b>			

**MATURITY**

04/02/18	04/02/18	TORONTO DOMINION BANK NY CERT DEPOS	89113WF43	50,000,000.00	50,000,000.00	0.00	0.00	50,000,000.00	0.00	0.00	
		DTD 04/03/2017 1.500% 04/02/2018									



**Managed Account Security Transactions & Interest**

For the Month Ending **April 30, 2018**

SAN BERNARDINO COUNTY - 76990800

Transaction Type	Trade	Settle	Security Description	CUSIP	Par	Principal Proceeds	Accrued Interest	Total	Realized G/L Cost	Realized G/L Amort Cost	Sale Method
<b>MATURITY</b>											
	04/02/18	04/02/18	CREDIT AGRICOLE CIB NY COMM PAPER	22533UD26	210,000,000.00	210,000,000.00	0.00	210,000,000.00	38,033.33	0.00	
			-- 0.000% 04/02/2018								
	04/03/18	04/03/18	CREDIT AGRICOLE CIB NY COMM PAPER	22533UD34	85,000,000.00	85,000,000.00	0.00	85,000,000.00	3,990.28	0.00	
			DTD 07/07/2017 0.000% 04/03/2018								
	04/04/18	04/04/18	CREDIT AGRICOLE CIB NY COMM PAPER	22533UD42	100,000,000.00	100,000,000.00	0.00	100,000,000.00	4,694.44	0.00	
			-- 0.000% 04/04/2018								
	04/05/18	04/05/18	COOPERATIVE RABOBANK U.A. COMM PAPER	21687BD57	111,000,000.00	111,000,000.00	0.00	111,000,000.00	5,180.00	0.00	
			-- 0.000% 04/05/2018								
	04/05/18	04/05/18	CREDIT AGRICOLE CIB NY COMM PAPER	22533UD59	250,000,000.00	250,000,000.00	0.00	250,000,000.00	11,736.11	0.00	
			-- 0.000% 04/05/2018								
	04/06/18	04/06/18	AMERICAN HONDA FINANCE COMM PAPER	02665KD61	25,000,000.00	25,000,000.00	0.00	25,000,000.00	120,847.22	0.00	
			-- 0.000% 04/06/2018								
	04/06/18	04/06/18	CREDIT AGRICOLE CIB NY COMM PAPER	22533UD67	265,000,000.00	265,000,000.00	0.00	265,000,000.00	12,440.28	0.00	
			-- 0.000% 04/06/2018								
	04/09/18	04/09/18	CREDIT AGRICOLE CIB NY COMM PAPER	22533UD91	275,000,000.00	275,000,000.00	0.00	275,000,000.00	38,729.17	0.00	
			-- 0.000% 04/09/2018								
	04/09/18	04/09/18	FHLMC REFERENCE NOTES	3137EAEA3	50,000,000.00	50,000,000.00	0.00	50,000,000.00	78,500.00	0.00	
			DTD 04/07/2016 0.750% 04/09/2018								
	04/10/18	04/10/18	CREDIT AGRICOLE CIB NY COMM PAPER	22533UDA8	280,000,000.00	280,000,000.00	0.00	280,000,000.00	13,144.44	0.00	
			DTD 10/10/2017 0.000% 04/10/2018								
	04/10/18	04/10/18	INTL BANK OF RECON AND DEV GLOBAL NOTES	459058DNO	25,000,000.00	25,000,000.00	0.00	25,000,000.00	(140,000.00)	0.00	
			DTD 04/10/2014 1.375% 04/10/2018								



**Managed Account Security Transactions & Interest**

For the Month Ending **April 30, 2018**

SAN BERNARDINO COUNTY - 76990800

Transaction Type	Trade	Settle	Security Description	CUSIP	Par	Principal Proceeds	Accrued Interest	Total	Realized G/L Cost	Realized G/L Amort Cost	Sale Method	
<b>MATURITY</b>												
	04/11/18	04/11/18	COOPERATIVE RABOBANK U.A. COMM PAPER	21687BDB4	150,000,000.00	150,000,000.00	0.00	150,000,000.00	7,041.67	0.00		
			DTD 04/10/2018 0.000% 04/11/2018									
	04/11/18	04/11/18	CREDIT AGRICOLE CIB NY COMM PAPER	22533UDB6	150,000,000.00	150,000,000.00	0.00	150,000,000.00	7,041.67	0.00		
			-- 0.000% 04/11/2018									
	04/12/18	04/12/18	CREDIT AGRICOLE CIB NY COMM PAPER	22533UDC4	250,000,000.00	250,000,000.00	0.00	250,000,000.00	11,736.11	0.00		
			-- 0.000% 04/12/2018									
	04/12/18	04/12/18	COOPERATIVE RABOBANK U.A. COMM PAPER	21687BDC2	65,000,000.00	65,000,000.00	0.00	65,000,000.00	3,051.39	0.00		
			DTD 10/10/2017 0.000% 04/12/2018									
	04/13/18	04/13/18	CREDIT AGRICOLE CIB NY COMM PAPER	22533UDD2	270,000,000.00	270,000,000.00	0.00	270,000,000.00	12,675.00	0.00		
			DTD 07/19/2017 0.000% 04/13/2018									
	04/16/18	04/16/18	CREDIT AGRICOLE CIB NY COMM PAPER	22533UDG5	270,000,000.00	270,000,000.00	0.00	270,000,000.00	38,025.00	0.00		
			DTD 11/08/2017 0.000% 04/16/2018									
	04/17/18	04/17/18	CREDIT AGRICOLE CIB NY COMM PAPER	22533UDH3	305,000,000.00	305,000,000.00	0.00	305,000,000.00	14,318.06	0.00		
			DTD 10/19/2017 0.000% 04/17/2018									
	04/18/18	04/18/18	CREDIT AGRICOLE CIB NY COMM PAPER	22533UDJ9	306,000,000.00	306,000,000.00	0.00	306,000,000.00	14,365.00	0.00		
			DTD 11/15/2017 0.000% 04/18/2018									
	04/18/18	04/18/18	FFCB NOTES	3133EF3B1	50,000,000.00	50,000,000.00	0.00	50,000,000.00	68,000.00	0.00		
			DTD 04/12/2016 0.750% 04/18/2018									
	04/19/18	04/19/18	CREDIT AGRICOLE CIB NY COMM PAPER	22533UDK6	200,000,000.00	200,000,000.00	0.00	200,000,000.00	9,388.89	0.00		
			DTD 12/14/2017 0.000% 04/19/2018									
	04/19/18	04/19/18	NATIXIS NY BRANCH COMM PAPER	63873KDK0	150,000,000.00	150,000,000.00	0.00	150,000,000.00	7,000.00	0.00		
			-- 0.000% 04/19/2018									
	04/20/18	04/20/18	CREDIT AGRICOLE CIB NY COMM PAPER	22533UDL4	175,000,000.00	175,000,000.00	0.00	175,000,000.00	8,215.28	0.00		
			DTD 10/19/2017 0.000% 04/20/2018									



**Managed Account Security Transactions & Interest**

For the Month Ending **April 30, 2018**

SAN BERNARDINO COUNTY - 76990800

Transaction Type	Trade	Settle	Security Description	CUSIP	Par	Principal Proceeds	Accrued Interest	Total	Realized G/L Cost	Realized G/L Amort Cost	Sale Method
<b>MATURITY</b>											
	04/20/18	04/20/18	BNP PARIBAS NY BRANCH COMM PAPER	09659CDL9	50,000,000.00	50,000,000.00	0.00	50,000,000.00	204,250.00	0.00	0.00
			DTD 10/26/2017 0.000% 04/20/2018								
	04/20/18	04/20/18	MJFG BANK LTD/NY COMM PAPER	06538CDL2	94,000,000.00	94,000,000.00	0.00	94,000,000.00	142,357.78	0.00	0.00
			DTD 07/24/2017 0.000% 04/20/2018								
	04/20/18	04/20/18	TOYOTA MOTOR CREDIT CORP COMM PAPER	89233HDL5	25,000,000.00	25,000,000.00	0.00	25,000,000.00	92,166.67	0.00	0.00
			DTD 11/20/2017 0.000% 04/20/2018								
	04/20/18	04/20/18	NORDEA BK AB (PUBL)/NY CERT DEPOS	65590ARP3	50,000,000.00	50,000,000.00	0.00	50,000,000.00	0.00	0.00	0.00
			DTD 01/24/2018 1.670% 04/20/2018								
	04/23/18	04/23/18	CREDIT AGRICOLE CIB NY COMM PAPER	22533UDP5	200,000,000.00	200,000,000.00	0.00	200,000,000.00	28,166.67	0.00	0.00
			-- 0.000% 04/23/2018								
	04/24/18	04/24/18	CREDIT AGRICOLE CIB NY COMM PAPER	22533UDO3	120,000,000.00	120,000,000.00	0.00	120,000,000.00	5,633.33	0.00	0.00
			-- 0.000% 04/24/2018								
	04/25/18	04/25/18	FHLB NOTES	3130A4GJ5	30,000,000.00	30,000,000.00	0.00	30,000,000.00	13,800.00	0.00	0.00
			DTD 02/27/2015 1.125% 04/25/2018								
	04/25/18	04/25/18	CREDIT AGRICOLE CIB NY COMM PAPER	22533UDR1	100,000,000.00	100,000,000.00	0.00	100,000,000.00	4,694.44	0.00	0.00
			-- 0.000% 04/25/2018								
	04/26/18	04/26/18	CREDIT AGRICOLE CIB NY COMM PAPER	22533UDS9	100,000,000.00	100,000,000.00	0.00	100,000,000.00	4,722.22	0.00	0.00
			-- 0.000% 04/26/2018								
	04/27/18	04/27/18	CREDIT AGRICOLE CIB NY COMM PAPER	22533UDT7	190,000,000.00	190,000,000.00	0.00	190,000,000.00	8,972.22	0.00	0.00
			DTD 08/02/2017 0.000% 04/27/2018								
	04/30/18	04/30/18	CREDIT AGRICOLE CIB NY COMM PAPER	22533UDW0	255,000,000.00	255,000,000.00	0.00	255,000,000.00	36,125.00	0.00	0.00
			DTD 10/30/2017 0.000% 04/30/2018								
<b>Transaction Type Sub-Total</b>					<b>5,281,000,000.00</b>	<b>5,281,000,000.00</b>	<b>0.00</b>	<b>5,281,000,000.00</b>	<b>929,041.67</b>	<b>0.00</b>	

<b>SELL</b>											
	04/04/18	04/04/18	FEDERATED GOVT OBLIGATIONS FUND	608919718	1,000,000.00	1,000,000.00	0.00	1,000,000.00	0.00	0.00	FIFO
	04/04/18	04/04/18	FEDERATED GOVT OBLIGATIONS FUND	608919718	339,000,000.00	339,000,000.00	0.00	339,000,000.00	0.00	0.00	FIFO





**Managed Account Security Transactions & Interest**

For the Month Ending **April 30, 2018**

SAN BERNARDINO COUNTY - 76990800

Transaction Type	Trade	Settle	Security Description	CUSIP	Par	Principal Proceeds	Accrued Interest	Total	Realized G/L Cost	Realized G/L Amort Cost	Sale Method
Transaction Type Sub-Total					340,000,000.00	340,000,000.00	0.00	340,000,000.00	0.00	0.00	
Managed Account Sub-Total					(516,294,556.05)	(516,294,556.05)	7,581,451.67	(508,713,104.38)	929,041.67	0.00	
Total Security Transactions					(\$516,294,556.05)	(\$516,294,556.05)	\$7,581,451.67	(\$508,713,104.38)	\$929,041.67	\$0.00	